



# Bangladesh

## Voluntary National Review (VNR)

### 2017

**Eradicating poverty and promoting prosperity in a changing world**  
(A Report on Progress of SDGs Implementation of Bangladesh submitted to HLPF, UN)

### Goals Addressed



**General Economics Division (GED)**  
*(Making Growth Work for the Poor)*  
**Planning Commission**  
**Government of the People's Republic of Bangladesh**

June 2017

# Bangladesh Voluntary National Review (VNR) 2017

**SDGs Publication No. # 06 by GED**

Published in June 2017

Published by

**General Economics Division (GED)**

*(Making Growth Work for the Poor)*

Bangladesh Planning Commission

Government of the People's Republic of Bangladesh

Sher-e-Bangla Nagar, Dhaka-1207, Bangladesh

This document is printed with the technical and financial support from 'Support to Sustainable and Inclusive Planning (SSIP) Project', UNDP Bangladesh

Copyright © General Economics Division, Bangladesh Planning Commission  
Sher-e-Bangla Nagar, Block-14, Dhaka-1207

All rights are reserved.

Copies Printed: 2500

Printed by

**turtle**

67/D, Green Road, Dhaka, Bangladesh



بِسْمِ اللَّهِ الرَّحْمَنِ الرَّحِيمِ



Foreword

PRIME MINISTER

GOVERNMENT OF THE PEOPLE'S REPUBLIC  
OF BANGLADESH

I am happy to learn that a Voluntary National Review (VNR) report on SDGs has been prepared for presenting at the High Level Political Forum (HLPF) in New York in July 2017. Bangladesh is among the 44 countries to present VNR report on the progress of SDGs implementation.

Bangladesh today is a shining example of a development miracle. During the last eight and half years, Bangladesh's socio-economic condition has changed substantially. We have earned international acclamations for our tremendous success in MDGs implementation, particularly in the areas of poverty alleviation, food security, primary school enrolment, gender parity in primary and secondary level education, infant and under-five mortality rate, maternal mortality ratio, immunization coverage, and reduction of communicable diseases. We are on right track to become a middle-income country by 2021 and a developed one by 2041.

We are committed to redoubling our efforts to achieve SDGs targets. We have taken some concrete initiatives in this regard. The SDGs priorities have adequately been reflected in our medium-term development outline, the Seventh Five-Year Plan (2016-2020), which came out almost simultaneously with SDGs declaration. The Plan integrates well the SDGs within the broader agenda of the economic, social and environmental development of the country.

I have formed a high level national committee headed by Principal Coordinator (SDGs Affairs) for implementation and monitoring of SDGs. The Committee mapped out the responsibilities of the Ministries/Agencies against 169 targets and 232 indicators so that individual ministry can prepare its own action plan to achieve the SDGs. We have also completed data gap analysis for monitoring 232 indicators to structure our own Monitoring and Evaluation Framework for SDGs.

We have incorporated the principle of "leaving no one behind" at the core of our efforts. The 'Whole of Society' approach has also been adopted in the SDGs implementation process involving all stakeholders, including civil society, academia, media, businesses and people from all strata of the society. We are working for the benefits of SDGs to reach to every citizen, particularly to the poor and marginalized segment.

As we embark on this ambitious journey of achieving Agenda 2030, I would like to call upon the global community to be aware of our shared responsibilities. I am happy to note that this year's VNR has identified poverty alleviation as its central theme. Indeed, the concept of sustainable development would look alien if we falter in our pursuit to build a poverty free world where peace, justice and prosperity prevail. Let us, therefore, join our hands together to free millions of people across the globe from the curse of poverty. We must not forget our noble duties to ensure a happy, prosperous and dignified life of every citizen across the globe.

I would like to thank all the ministries, agencies and stakeholders who have been involved in preparation of our first Voluntary National Review on the implementation of the Agenda 2030.

Joi Bangla, Joi Bangabandhu.

May Bangladesh Live Forever.

Sheikh Hasina





A H M Mustafa Kamal, FCA, MP

Minister

Ministry of Planning

Government of the People's Republic of Bangladesh

&

Deputy Chairman, Bangladesh Planning Commission

## Message

I would like to take the opportunity to congratulate the Prime Minister's Office and the General Economics Division (GED), Planning Commission for successful preparation of Voluntary National Review (VNR) of 2017 titled 'Eradicating poverty and promoting prosperity in a changing world'. The VNR to be presented at the July 2017 meeting of the United Nations High Level Political Forum (HLPF) illustrates the status of implementation of Sustainable Development Goals (SDGs) in Bangladesh.

Bangladesh was one of the forerunners in achieving Millennium Development Goals (MDGs), which indicates that Bangladesh is comfortably poised to meet the SDGs as well. Bangladesh is an 'early starter' in the implementation process of the SDGs as the goals, targets of the SDGs are well integrated in our medium term 7<sup>th</sup> Five-Year Plan, the development blueprint of Bangladesh.

Considering the UN's theme 'Leaving No One Behind,' the government of Bangladesh has adopted "Whole of Society" approach in SDGs implementation to ensure wider participation of NGOs, development partners, private sector, media and CSOs in the process of formulation of the Action Plan and implementation of the SDGs. To spearhead the process, SDGs Implementation and Monitoring Committee has been formed at the Prime Minister's Office to facilitate the implementation of SDGs Action Plan.

Bangladesh has already published the Mapping of the Ministries/Divisions by each of the 169 targets and 232 indicators of SDGs to identify responsible Ministries/Divisions for preparing action plans in achieving the SDGs successfully.

A Data Gap Analysis for SDGs has been conducted to review availability and various means of data generation in the country. It reveals that Bangladesh has data for 70 indicators readily available and data of another 108 indicators are partially available. We need to initiate mechanism for data mining for the remaining 63 indicators.

Bangladesh is in the process of finalizing the SDGs Action Plan. This would make it much easier to allocate adequate resources to Ministries/Agencies for accomplishing SDGs and to ensure quality of expenditures. The government has meanwhile completed a financing needs assessment for sector specific demand of resources in implementing SDGs. In order for supplementing its regular budget for SDGs implementation, the Government plans to explore innovative ways of financing through intense bilateral and multilateral engagements and putting additional focus on domestic resource mobilization.

There was synergic efforts of all stakeholders in preparation of the report. Wide consultations were made in preparation of Bangladesh VNR on SDGs. Let me take this opportunity to thank various Ministries/Divisions/Agencies, CSOs, NGOs, private sector, UN Agencies, academia, media and other stakeholders for providing support to showcase the up-to-date achievements of the country in SDGs implementation. I also admire Prime Minister's Office, especially to the Principal Coordinator for SDGs Affairs, Mr. Md. Abul Kalam Azad and Dr. Shamsul Alam, Member (Senior Secretary), GED for their overall guidance in preparation and publication of this report.

(A H M Mustafa Kamal, FCA, MP)





**M. A. Mannan, MP**

State Minister

Ministry of Finance and Ministry of Planning  
Government of the People's Republic of  
Bangladesh

## Message

I am happy to know that the General Economics Division (GED) of Bangladesh Planning Commission is publishing the 'Voluntary National Review (VNR), 2017' on SDGs. It also makes me feel proud that Bangladesh is among the 44 countries to present Voluntary National Review (VNR) Report on the progress of SDGs implementation at the High Level Political Forum (HLPF) in New York in July 2017.

Bangladesh, one of the success stories of the MDGs, is a frontrunner in implementing SDGs, setting an example of the best practice in mainstreaming global goals into the national plan with an effective SDGs Implementation Plan involving all the key relevant ministries of the government as well as the private sector and CSOs. In this regard, the political commitment from the highest level of government is encouraging to take pro-active and visible measures.

While starting our journey towards implementation of the SDGs, we draw inspiration from the ideals of the Father of the Nation, Bangabandhu Sheikh Mujibur Rahman. He envisaged a prosperous Bangladesh with equal opportunities for all. Honourable Prime Minister Sheikh Hasina envisions transforming Bangladesh into a middle-income country by 2021 and a developed country by 2041.

I am glad that we have completed the 'Needs Assessment and Financing Strategy' for SDGs. This assessment will play a significant role in determining the financing needs for SDGs implementation and will also guide us in making vigorous attempt in mobilizing domestic resources.

I am immensely pleased that General Economics Division (GED) of Bangladesh Planning Commission is on the way of finalizing a 'Monitoring & Evaluation Framework' for SDGs implementation. The framework with web-based data repository system will facilitate us in data collection, analysis, progress tracking and reporting. The framework will also make our future national planning more accurate.

Lastly, I would like to express my sincere gratitude to all the ministries, agencies and wide stakeholders who were involved in preparation of our first VNR. My thanks are also due to the officials of the GED and Prime Minister's Office to get this report done diligently.

(M. A. Mannan, MP)



**Md. Abul Kalam Azad**

Principal Coordinator (SDGs Affairs)

Prime Minister's Office (PMO)

Government of the People's Republic of Bangladesh

## Message

I am immensely pleased to know that the General Economics Division (GED) of Bangladesh Planning Commission is publishing the 'Voluntary National Review (VNR) - 2017'. Bangladesh is one of the 44 countries that will formally present VNR on SDGs at the United Nations High Level Political Forum (HLPF) in 2017. The country is going to report on the two-year progress of SDGs implementation.

Father of the Nation Bangabandhu Sheikh Mujibur Rahman envisioned a prosperous *Sonar Bangla* (literally, Golden Bengal) free from hunger, poverty, deprivation, inequality and malpractices. His daughter, our Honourable Prime Minister Sheikh Hasina has been carrying forward Bangabandhu's dream. Her policy initiatives and thoughts are always focused on the needs of the citizens. She has given us a clear trajectory of development: Bangladesh to be a middle income country by 2021 and a developed country by 2041 where Agenda 2030 will connect as a junction. The government is promoting some unique programs and social policies as "Sheikh Hasina Special Initiatives" under the 10 titles: Ekti Baari Ekti Khaamaar (One Household One Farm), Community Clinic, Ashrayan (Shelter Project), Digital Bangladesh, Education Support, Women Empowerment, Electricity for All, Social Safety-net, Environment Protection and Investment Development.

Bangladesh perceives the current SDG targets as continuous progress of the earlier committed MDG targets where our achievements are noteworthy. Since our human development policies are primarily targeted and successfully run for the poor and marginalized people living in the periphery, tremendous socio-economic progress has been achieved in recent years. In our journey towards achieving these visions, we have already earned the status of a lower middle-income country since July 2015.

Bangladesh has already completed many important upfront works for starting the SDGs implementation. We have mapped out responsibilities for Ministries and agencies against each goal and target of the 2030 Agenda. An analytical study of "Data Gap Analysis for Monitoring SDGs" has also been conducted to have a clear idea on data availability as well as requirement. A SDGs Monitoring Framework is in the process of development to track the progress of implementation and achievement of SDGs. Another milestone work that Bangladesh has completed is the "SDGs Needs Assessment and Financing Strategy" to determine the amount of resources for SDGs implementation both from public-private and domestic-international sources. An Action Plan for SDGs implementation is under the process of finalization.

I would like to take this opportunity to thank officials of General Economics Division (GED) and Prime Minister's Office (VNR team) for their effort in finalizing this report. I also thank my colleagues from different Ministries/Divisions and agencies for providing their feedback and intellectual inputs to make the report comprehensive.

Finally, I hope our citizens, public representatives, professional groups and public servants of all strata working together will accomplish the successful implementation of SDGs and Bangladesh will become a role model in achieving SDGs like that of MDGs.

(Md. Abul Kalam Azad)





**Shamsul Alam**

Ph.D. (Newcastle), M.A. Econs. (Thammasat)

Member (Senior Secretary)

General Economics Division

Planning Commission

## Preface

United Nations in the 70<sup>th</sup> session of General Assembly unanimously adopted the Sustainable Development Goals (SDGs) to be implemented from January 2016 to December 2030. The outcome document entitled 'Transforming Our World: The 2030 Agenda for Sustainable Development' has integrated follow-up and review mechanism to track progress of implementing this Agenda. Voluntary National Review (VNR) of SDGs is an important part of this mechanism to monitor the progress on implementation. The theme for VNR 2017 is "Eradicating poverty and promoting prosperity in a changing world". SDG 17 i.e. strengthen the means of implementation and revitalize the Global Partnership for Sustainable Development will be considered in each year's VNR. Apart from that, the set goals to be reviewed in depth in 2017 are the following:

Goal 1. End poverty in all its forms everywhere

Goal 2. End hunger, achieve food security and improved nutrition and promote sustainable agriculture

Goal 3. Ensure healthy lives and promote well-being for all at all ages

Goal 5. Achieve gender equality and empower all women and girls

Goal 9. Build resilient infrastructure, promote inclusive and sustainable industrialization and foster innovation

Goal 14. Conserve and sustainably use the oceans, seas and marine resources for sustainable development

Being one of the role models in achieving the MDGs, the current government of Bangladesh has its full political commitment in implementing the SDGs and has the thrust to perform well more than it achieved in implementing the MDGs. Currently, the Government is making strong strides towards SDGs implementation, and at the same time taken effective steps to develop a common platform to facilitate a unified and whole-of-society approach. In particular, various agencies have spearheaded specific initiatives that align themselves better with the SDGs.

I am glad that the General Economics Division (GED) of Bangladesh Planning Commission spearheaded preparation of the 'Voluntary National Review (VNR), 2017'. The Bangladesh development approach underlying the 7<sup>th</sup> Five Year Plan (2016-2020) is prepared consistently integrating the SDGs. The Plan strives for just, equitable and inclusive economic growth with appropriate measures for protection of the environment. Bangladesh has already integrated the 169 targets of SDGs with the 7<sup>th</sup> Five Year Plan targets and strategies. This created a tremendous opportunity to implement the 2030 Agenda by reflecting the priorities of the SDGs in the national plan. We have adopted "Whole of Society" approach to ensure wider participation of NGOs, development partners, private sector, media and CSOs in the process of formulation of the Action Plan and implementation of the SDGs. To spearhead the process, SDGs Implementation and Monitoring Committee has been formed at the Prime Minister's Office to facilitate the implementation of SDGs Action Plan.

Bangladesh has clearly identified the responsibilities of the line ministries and agencies to achieve the SDGs and mapped out lead, co-lead and associate ministries against each target of the SDGs. Mapping of line ministries is expected to reduce duplication of efforts, enhance synergy and help implementing action plans.



General Economics Division, Bangladesh Planning Commission conducted a “Data Gap Analysis for SDGs”, which is the first analytical document on the data availability in Bangladesh to monitor and assess the goals and targets of SDGs. The data gap analysis reveals that Bangladesh has data for 70 indicators and partially available data for 108 indicators. We need to devise new mechanism for data mining for the remaining 63 indicators.

There is a huge data requirement in showcasing the attainment of SDGs and therefore, we have to overcome enormous challenges in collection, analysis, disaggregation, and dissemination of data. It is also important to localize the SDGs in line with domestic development plans and strategies. We are encouraging inclusive and enhanced stakeholders’ participation for local level ownership of the SDGs.

I am pleased to inform that we are in the process of finalizing a “Monitoring & Evaluation Framework for SDGs Implementation.” This framework will have a web-based data repository system to facilitate data collection, analysis, progress tracking and reporting.

Government of Bangladesh is in the process of preparing an “Action Plan for Implementation of the SDGs”. Respective ministries are working towards translating the targets into actionable projects/programmes/activities in this regard and the Action Plan for SDGs will be finalized soon.

It is very important to have an estimate to determine the financing needs for SDGs implementation with a view to mobilizing resources, particularly emphasising on domestic resource mobilization. I am happy to report that, we have completed the SDGs Needs Assessment and Financing Strategy, which reveals that we may require around US\$ 928.48 billion worth of additional resources for full implementation of SDGs. Of this US\$ 796.09 billion would come from domestic sources and US\$ 132.39 billion from external sources for the whole period (2017-2030). Annual average total additional spending required would be US\$ 66.32 billion in course of SDGs implementation (2017-2030). The average additional amount required annually from foreign grants and aid, and FDI is US\$ 2.55 billion and US\$ 6.91 billion respectively for the whole period while domestic spending need estimated at US\$ 56.86 billion. SDGs implementation requires huge resources and a multi-stakeholder approach involving private sector, NGOs, CSOs, Media and participation of Major Group of Other Stakeholders.

At the end, I would like to thank my colleagues in GED and officials of the Prime Minister’s Office for their relentless endeavour for completing the report on time. My thanks are also due to all the ministries, agencies and stakeholders who have been involved in preparation of our first Voluntary National Review of Bangladesh on the implementation of the Agenda 2030. I also acknowledge the technical and financial support provided by the UNDP through the Support to Sustainable and Inclusive Planning (SSIP) Project. It is my firm believe that, like MDGs, Bangladesh is poised to set an example as a leading SDGs achiever.



(Shamsul Alam)



Table of Contents	Page
-------------------	------

Acronyms	ix
Summary	xiii
<b>1. Introduction</b>	<b>01</b>
1.1. Bangladesh's Preparedness for SDGs Journey	02
1.2. From MDGs to SDGs- Bangladesh Perspective	02
1.3. Challenges Ahead	03
1.4. Objectives of the Report	03
1.5. Methodology and Process for Preparation of the Review	03
<b>2. Policy and enabling environment: Creating ownership of the SDGs</b>	<b>05</b>
2.1. Political Commitment	06
2.2. Whole of Society Approach in engaging all Stakeholders	06
2.3. Translation of SDGs, Targets and Indicators in Bangla	07
2.4. Incorporation of SDGs in National Framework	07
2.5. Integration of the Three Dimensions	08
<b>3. Focus on Thematic Areas Covered as Suggested by HLPF</b>	<b>09</b>
3.1. SDG # 1: End poverty in all its forms everywhere	10
3.2. SDG # 2: End hunger, achieve food security and improved nutrition and promote sustainable agriculture	14
3.3. SDG # 3: Ensure healthy lives and promote well-being for all at all ages	17
3.4. SDG # 5: Achieve gender equality and empower all women and girls	19
3.5. SDG # 9: Build resilient infrastructure, promote inclusive and sustainable industrialization and foster innovation	23
3.6. SDG # 14: Conserve and sustainably use the oceans, seas and marine resources for sustainable development	25
3.7. A Snapshot of Thematic Analysis	29
3.8. Institutional Mechanisms	30
<b>4. Means of Implementation</b>	<b>31</b>
4.1. Introduction	32
4.2. Finance	33
4.3. Technology	36
4.4. Capacity-building	36
4.5. Trade	36
4.6. Private Sector Partnership	37
4.7. Data Availability to Monitor the Implementation of SDG-17	38

<b>5.</b>	<b>Next Steps</b>	<b>39</b>
5.1.	Way Forward	40
5.2.	Conclusion	41
<b>6.</b>	<b>Statistical Annex</b>	<b>43</b>
	Annex 1: Data Availability Status of SDG 1: End poverty in all its forms everywhere	44
	Annex 2: Data Availability Status of SDG 2: End hunger, achieve food security and improved nutrition and promote sustainable agriculture	46
	Annex 3: Data Availability Status of SDG 3: Ensure healthy lives and promote well-being for all at all ages	48
	Annex 4: Data Availability Status of SDG 5: Achieve gender equality and empower all women and girls	51
	Annex 5: Data Availability Status of SDG 9: Build resilient infrastructure, promote inclusive and sustainable industrialization and foster innovation	53
	Annex 6: Data Availability Status of SDG 14: Conserve and sustainably use the oceans, seas and marine resources for sustainable development	55
	Annex 7: Data Availability Status of SDG 17: Strengthen the means of implementation and revitalize the global partnership for sustainable development	57
	<b>Appendix</b>	<b>61</b>
	Special initiatives of Bangladesh on 'leaving no one behind', 'access to information' and 'tracking SDGs'	61
	Persons with Disability	61
	Digital Financial Services: Ensuring Leaving No One Behind	61
	Ensuring Information and Services at Citizens' Doorsteps	62
	SDG Tracker: Monitoring Bangladesh's Progress on SDGs	63

## Acronyms

ADP	Annual Development Programme
AIDS	Acquired Immunodeficiency Syndrome
AIMS	Aid Information Management System
APA	Annual Performance Agreement
AWD	Alternative Wetting and Drying
BARI	Bangladesh Agricultural Research Institute
BBIN	Bangladesh, Bhutan, India, Nepal
BBS	Bangladesh Bureau of Statistics
BCIM	Bangladesh–China–India–Myanmar
BDHS	Bangladesh Demographic and Health Survey
BDT	Bangladeshi Taka
BESF	Bangladesh Environmental Statistics Framework
BFRI	Bangladesh Fisheries Research Institute
BFRI	Bangladesh Forest Research Institute BIMSTEC Cooperation
BINA	Bangladesh Institute of Nuclear Agriculture
BJRI	Bangladesh Jute Research Institute
BP	Bangladesh Police
BRAC	Bangladesh Rural Advancement Committee
BRRI	Bangladesh Rice Research Institute
BRT	Bus Rapid Transit
BSRI	Bangladesh Sugarcane Research Institute
BSRTI	Bangladesh Sericulture Research & Training Institute
BTRC	Bangladesh Telecommunication Regulatory Commission
BTRI	Bangladesh Tea Research Institute
CC	Community Clinic
CCRF	Code of Conduct for Responsible Fisheries
CDB	Cotton Development Board
CSO	Civil Society Organization
DFQF	Duty Free Quota Free
DGFP	Directorate General of Family Planning
DGHS	Directorate General of Health Services
DRR	Disaster Risk Reduction
EEZ	Exclusive Economic Zone
EPB	Export Promotion Bureau
EPI	Expanded Programme on Immunization
ERD	Economic Relations Division
ESP	Essential Services Package
FAO	Food and Agriculture Organization
FD	Finance Division

FDI	Foreign Direct Investment
FID	Financial Institutions Division
FYP	Five-Year Plan
GBps	Gigabits per second
GDP	Gross Domestic Product
GED	General Economics Division
GHG	Greenhouse Gas
GIU	Governance Innovation Unit
GNI	Gross National Income
GoB	Government of Bangladesh
GPEDC	Global Partnership for Effective Development Cooperation
GPI	Gender Parity Index
GSP	Generalized System of Preferences
HDI	Human Development Index
HIES	Household Income and Expenditure Survey
HIV	Human Immunodeficiency Virus
HLPF	High-Level Political Forum
HNP	Health, Nutrition and Population
HNPSP	Health, Nutrition and Population Sector Programme
HPNSDP	Health, Population and Nutrition Sector Development Programme
HPNSP	Health, Population and Nutrition Sector Programme
HPSP	Health and Population Sector Programme
HRH	Human Resource for Health
HYV	High Yielding Variety
ICCHL	Impact of Climate Change on Human Life
ICT	Information and Communication Technology
ICTD	Information & Communication Technology Division
IFAD	International Fund for Agricultural Development
IMCI	Integrated Management of Childhood Illness
IMF	International Monetary Fund
IMP	Integrated Pest Management
IMR	Infant Mortality Rate
INM	Integrated Nutrient Management
IPL	International Poverty Line
IRD	Internal Resources Division
LDC	Least Developed Country
LPL	Lower Poverty Line
MDGs	Millennium Development Goals
MICS	Multiple Indicator Cluster Survey
MMEIG	UN Maternal Mortality Estimation Inter-agency Group



MMR	Maternal Mortality Ratio
MoA	Ministry of Agriculture
MoC	Ministry of Commerce
MoE	Ministry of Education
MoEF	Ministry of Environment and Forests
MoEWOE	Ministry of Expatriates' Welfare and Overseas Employment
MoFA	Ministry of Foreign Affairs
MoHFW	Ministry of Health and Family Welfare
MoP	Ministry of Planning
MoPA	Ministry of Public Administration
MoST	Ministry of Science and Technology
MOU	Memorandum of Understanding
MoWCA	Ministry of Women and Children Affairs
MPI	Multidimensional Poverty Index
NBR	National Board of Revenue
NCD	Non-communicable Disease
NDC	Nationally Determined Contribution
NGO	Non-Government Organization
NHD	National Household Database
NIPORT	National Institute for Population Research and Training
NMR	Neonatal Mortality Rate
NPAN	National Plan of Action for Nutrition
NSO	National Statistical Organization/Office
NSSS	National Social Security Strategy
NTBs	Non-Tariff Barriers
NTP	National Tuberculosis Programme
ODA	Official Development Assistance
OECD	Organization for Economic Co-operation and Development
OWG	Open Working Group
PHC	Primary Health Care
PKSF	Palli Karma Sahayak Foundation
PMO	Prime Minister's Office
PPP	Public Private Partnership
PTD	Post and Telecommunication Division
R&D	Research and Development
RTHD	Road Transport and Highways Division
SAARC	South Asian Association for Regional Cooperation
SASEC	South Asian Sub-regional Economic Cooperation
SDGs	Sustainable Development Goals
SDT	Special and Differential Treatment

SEZ	Special Economic Zone
SID	Statistics and Informatics Division
SOD	Standing Orders on Disasters
SSNP	Social Safety Net Programmes
SVRS	Sample Vital Registration System
SWAp	Sector Wide Approach
TB	Tuberculosis
Tcf	trillion cubic feet
TFR	Total Fertility Rate
TRIPS	Agreement on Trade-Related Aspects of Intellectual Property Rights
TUS	Time Use Survey
U5MR	Under-five Mortality Rate
UHC	Universal Health Coverage
UN	United Nations
UNAIDS	United Nations Programme on HIV/AIDS
UNDESA	United Nations Department of Economic and Social Affairs
UNFCCC	United Nations Framework Convention on Climate Change
UNFPA	United Nations Population Fund
UNICEF	United Nations Children's Fund
UNSC	United Nations Statistical Commission
UPL	Upper Poverty Line
VAW	Violence Against Women
VGD	Vulnerable Group Development
VNR	Voluntary National Review
WASH	Water Sanitation and Hygiene
WB	World Bank
WFP	World Food Programme
WHO	World Health Organization
WSIS	World Summit on the Information Society
WTO	World Trade Organization

# Summary

## A New Transformation Path

Bangladesh, as part of her commitment to implement the Sustainable Development Goals (SDGs), decided to take part in the Voluntary National Review (VNR) at the UN High Level Political Forum (HLPF). We have an inspiring story to tell. We have earned many international accolades for our achievements in Millennium Development Goals (MDGs).

While embarking on the journey to implement the SDGs, we draw inspiration from the ideals of the Father of the Nation, Bangabandhu Sheikh Mujibur Rahman. He envisaged a prosperous Bangladesh with equal opportunities for all.

Honourable Prime Minister Sheikh Hasina envisions transforming Bangladesh into a middle-income country by 2021 and a developed country by 2041. We have translated this vision into an actionable agenda by formulating Perspective Plan (2010-2021) and two Five Year Plans (FYPs) associated with this. In our journey towards achieving this vision, we have already become a lower middle-income country.

As part of our strategy, we integrated the 2030 Agenda in our 7<sup>th</sup> FYP (2016-2020). This offered us a tremendous opportunity to implement the 2030 Agenda by reflecting the priorities of the SDGs in the national plan. We have adopted “Whole of Society” approach to ensure wider participation of NGOs, development partners, private sector, media and CSOs in the process of formulation of the Action Plan and implementation of the SDGs.

To spearhead the process, SDGs Implementation and Monitoring Committee has been formed at the Prime Minister’s Office to facilitate the implementation of SDGs Action Plan.

## Means of Implementation

### Mapping of Ministries

Bangladesh has clearly identified the responsibilities of the ministries and agencies to achieve the SDGs. In the process, we have mapped out lead, co-lead and associate ministries against each target of the SDGs. This mapping exercise is expected to reduce duplication of efforts, enhance synergy and help implementing action plans.

## Data Gap Analysis for SDGs

Bangladesh Planning Commission conducted a review of various means of data generation in the country. It reveals that Bangladesh has data for 70 indicators and partially available data for 108 indicators. We need to devise new mechanism for data mining for the remaining 63 indicators.

## National Monitoring & Evaluation Framework

We are in the process of finalizing a Monitoring & Evaluation Framework for SDGs implementation. This framework will have a web based data repository system to facilitate data collection, analysis, progress tracking and reporting.

## Action Plan to achieve SDGs

The Government is preparing an action plan for implementation of the SDGs in alignment with the 7<sup>th</sup> FYP. Respective ministries are working towards translating the particular targets into actionable projects/programmes/activities in this regard. The Action Plan for SDGs will be finalized soon.

## SDGs Needs Assessment and Financing Strategy

We have done an estimate to determine the financing needs for SDGs implementation with a view to mobilizing internal and external resources. The preliminary assessment reveals that we may require around US\$ 928.48 billion worth of additional resources for full implementation of SDGs.

## Assimilation of SDGs targets in Performance Agreement

Bangladesh has introduced Annual Performance Agreement (APA), a results-based performance management system across the whole spectrum of public sector. The APA is expected to play an instrumental role in assessing performance of individuals and ministries/agencies involved in SDGs implementation.

## Challenges Ahead

### Resource Mobilization

SDGs are all encompassing requiring huge resources for implementation. Traditional sources of funding are insufficient to implement the SDGs. We need to find innovative ways of financing from both the public and the private sectors, development partners and ensure effective and efficient ways for utilization.

### Stakeholders' Engagement

SDGs implementation requires a multi-stakeholder approach involving private sector, NGOs, CSOs, Media and Major Group of Other Stakeholders. Bangladesh has been working towards enhancing participation of all the stakeholders in its efforts to implement the SDGs.

### Data Availability and Management

There are enormous challenges in collection, analysis, disaggregation, and dissemination of data. We need to build collaboration at bilateral, regional and global levels for capacity building and sharing of best practices.

### Localization of SDGs

Localization of SDGs in line with domestic development plans and strategies has come up as a big challenge. We are encouraging inclusive and enhanced stakeholders' participation for local level ownership of the SDGs.

### Conclusion

SDGs demand concerted efforts with strong political commitment. The 2030 Agenda comes at a time when Bangladesh has already kicked off its journey towards a developed country by 2041. Bangladesh has incorporated priorities of SDGs in all her development policies.

The Government has adopted an inclusive approach to development so that the poorest and the most vulnerable section of the country can be integrated into its national development efforts. Bangladesh is confident to set an example as a leading SDGs achiever.





# *Chapter 1*

## **Introduction**

## 1.1 Bangladesh's Preparedness for SDGs Journey

Bangladesh is regarded globally as a remarkable achiever in the field of socio-economic development. We are one of the very few countries in the world consistently maintaining an average steady growth rate of 6.5% during the last eight years. With an all-time high national growth of 7.24% in FY 17, the per capita income jumped to US\$ 1602. The Government of Prime Minister Sheikh Hasina is pledge bound to gradually increase budgetary allocation in social sectors. In 2015, per capita income of the country crossed the Lower Middle Income threshold.

Bangladesh today is the 44<sup>th</sup> largest economy in the world in terms of GDP and 32<sup>nd</sup> in terms of purchasing power parity. According to PricewaterhouseCoopers (2017), Bangladesh would emerge as the 28<sup>th</sup> economy of the world by 2030 and 23<sup>rd</sup> economy by 2050. We have embedded two core concepts namely "Digital Bangladesh" and "Regional Connectivity" in all our development activities. Geographical location, burgeoning middle class and existence of an industrious work force have made the country a natural hub for business, investment and networking in the region and beyond.

We have been working hard with our global partners to create a congenial atmosphere to encourage new investors in the country. We have streamlined laws, rules and regulations, investment procedures, and customer services to take full advantage of our socio-economic progress and natural endowments. We have plans to establish 100 Economic Zones all over the country with special incentives for investors, which ushered in a new era of economic opportunities for all.

Thus, Bangladesh stands on a solid foundation to take up the challenges of SDGs implementation. The overall macro-economic environment, Government's growing ability for increased public spending, people's awareness and participation in Government's development strides, and above all strong political commitment make Bangladesh a deserving candidate for becoming a success story in SDGs implementation.

However, we are mindful of the fact that our success in realizing SDGs and targets would largely depend on our ability to overcome sector-specific challenges, performance of our public and private sectors and above all regional and international cooperation.

## 1.2. From MDGs to SDGs-Bangladesh Perspective

We view SDGs implementation as a continuation of our MDGs efforts. Yet, we are aware of moving out of MDGs trap in our development strides and entering into SDGs paradigm by doing necessary adjustments. Indeed, our achievements in MDGs have laid down a strong footing for us to take up the SDGs challenges. We have commitment at the highest level of the government. Prime Minister Sheikh Hasina has formed an inter-ministerial SDGs Implementation and Monitoring committee.

Bangladesh recognizes that the first and foremost step towards localizing SDGs is about ensuring proper alignment of national development plan with 2030 Agenda. Keeping this in mind, we have taken initiatives to integrate SDGs properly with the national development plan [Seventh Five Year Plan (2016-2020) (7<sup>th</sup> FYP)]. As the goals of the SDGs had been appropriately reflected in the 7<sup>th</sup> FYP, we could become an 'early starter' in implementing the 2030 Agenda.

Bangladesh has done an exercise of mapping of key lead/co-lead and associate ministries/ divisions with specific responsibilities for implementation of 169 targets of SDGs. The mapping handbook has figured out that 40 ministries/divisions, including Prime Minister's Office and Cabinet Division would come up to lead implementation of the targets of SDGs in Bangladesh.

A data gap analysis for monitoring SDGs has also been conducted. The analysis found that data for only 70 indicators is readily available (out of 232) in existing data generating system of Bangladesh. And data for another 108 indicators can be generated by modifying existing census (from aggregation to disaggregation), survey, MIS, etc. On the basis of the above findings of SDGs data gap analysis, monitoring and evaluation framework of the SDGs is in the process of development through a series of consultations with all government and non-government stakeholders. To facilitate the results based monitoring system within government, a macro-level data repository system (SDGs Tracker) is being prepared.

Bangladesh has already completed a study on "SDGs Needs Assessment and Financing Strategy" for the country to estimate the resources needed for achieving SDGs by 2030. It reveals that Bangladesh would require around US\$ 928.48 billion worth of additional resources for full

implementation of SDGs from FY 17 to FY 30.

In addition, the government has also adopted a “Whole of Society” approach for implementation and attainment of the SDGs.

### 1.3 Challenges Ahead

We have identified the following challenges as critical with regard to the SDGs implementation:

- Generating adequate financial and nonfinancial resources from domestic and international sources will be crucial.
- Developing a holistic, coherent and coordinated rather than sector oriented implementation strategy would be critically important. This would be essential for maintaining the development momentum that the country achieved in MDGs era and picking up the required acceleration for SDGs implementation.
- Technology appears to be another key constraint, especially in terms of transforming towards the low carbon and low natural resource intensive pathways towards development. We need international cooperation for developing our capacity in harnessing benefits from modern environmentally sensitive technologies and products.
- Additional technical and capacity development support would be required for data generation and analysis at both institutional and individual level in order to store, manage and monitor vast data required for the SDGs.
- For monitoring of the SDGs, data must be provided from almost all ministries/agencies of the government because of inter-connected nature of SDGs. Hence, the capacity of Bangladesh Bureau of Statistics, the National Statistics Organization (NSO) of Bangladesh, will need to be enhanced.
- Involving other stakeholders meaningfully in the implementation process of SDGs and ensuring proper coordination among them seem to be a major challenge.

### 1.4 Objectives of the Report

The report aims at informing the High Level Political Forum (HLPF) of the United Nations about the initiatives taken and progress made by Bangladesh in implementing SDGs during the last two years.

The specific objectives are:

- a) Sharing experiences on adoption and integration of sustainable development goals in national planning;
- b) Illustrating the initiatives taken in implementation, monitoring, evaluation, and reporting of SDGs;
- c) Highlighting opportunities as well as challenges that could impede implementation of the SDGs and
- d) Sharing policy strategies and mechanisms to support implementation of the 2030 Agenda.

### 1.5 Methodology and Process for Preparation of the Review

This Report has been prepared following guidelines provided by the HLPF of the UN for preparation of country-specific Voluntary National Review. In preparing the report, we have taken the latest available data into consideration.

Two guiding documents namely “Mapping of Ministries by targets in the Implementation of SDGs aligning with the 7<sup>th</sup> FYP” and “Data Gap Analysis for SDGs” have been immensely helpful in preparing the report. These two documents were earlier prepared with a view to navigate through the difficult pathways for transformation at the initial phase of SDGs implementation.

We have undertaken a number of exercises in framing and drafting this report. We engaged all the stakeholders in a robust consultative process.

We have shared the draft report with all relevant Ministries/Agencies and National Statistical Organization (NSO) and received their inputs. We have ensured incorporation of views and comments of all relevant ministries through inter-ministerial consultations.

We also have shared the report with the Civil Society Organizations (CSOs), Non-government Organizations (NGOs), private sector, development partners, academia and media to make sure that the review contains diverse opinions and evolve as an inclusive national document.

In the process, we also have consulted with students, youth organizations, members of the marginalized segments of the society, and Major Group of Other Stakeholders.



## *Chapter 2*

# **Policy and Enabling Environment: Creating Ownership of the SDGs**

## 2.1 Political Commitment

The Government of Prime Minister Sheikh Hasina envisions transforming Bangladesh into a middle-income country by 2021 and a developed country by 2041. We have already translated this vision into an actionable agenda by formulating Perspective Plan (2010-2021) and two five-year plans (6<sup>th</sup> and 7<sup>th</sup> FYPs). While we had been working with the 7<sup>th</sup> Five-year plan at the domestic level, the 2030 Agenda was in the process of being adopted at the UN. This offered us a tremendous opportunity to integrate the priorities of 2030 Agenda in the 7<sup>th</sup> Five-year plan (2016-2020).

At the structural level, Prime Minister Sheikh Hasina formed an inter-ministerial SDGs Monitoring and Implementation Committee comprised of Secretaries from 21 Ministries. A high level position, Principal Coordinator (SDGs Affairs) had been created at the Prime Minister's Office to head the committee. The General Economics Division (GED) of the Planning Commission serves as secretariat.

## 2.2 “Whole of Society” Approach in Engaging all Stakeholders

The government has adopted a “Whole of Society” approach for implementation and attainment of the SDGs. As part of this, we have held several consultations on stakeholders' engagement on the SDGs implementation involving representatives from the NGOs, CSOs, businesses, development partners, ethnic minorities, professional groups, labour associations, women network and media.

We are holding regular dialogues with private sector and the development partners including UN agencies on the role of the private sector in facilitating the implementation of SDGs. In the process, Bangladesh International Chamber of Commerce (ICC), Federation of Bangladesh Chambers of Commerce and Industry (FBCCI), Dhaka Chamber of Commerce and Industry (DCCI) organized seminars, workshops and symposia in collaboration with government and expressed deep commitment to remain engaged in SDGs implementation.

The Government has also been in constant dialogues with media through seminars and workshops to share ideas regarding potential role of media in SDGs implementation in Bangladesh. The media professionals have shown keen

interest in creating awareness among masses on SDGs awareness and branding it through regular campaigns in electronic and print media.

In Bangladesh context, the Members of Parliament (MPs) can play an instrumental role in transmitting the core messages of SDGs to local level and integrate those in local development initiatives. Keeping this in mind, the government held several consultations with MPs to seek their guidance in localizing the SDGs and its targets. The Honourable Speaker of the Parliament has proposed to form several committees comprising of MPs to work on specific goals and targets and provide regular suggestions and guidance to the government.

In Bangladesh's development journey and socio-economic transformation over the past few decades, women played a pivotal role. In particular, women empowerment has been a key driving force in elevating Bangladesh's rural economy and society. Financial inclusion of women, particularly promoting women entrepreneurship worked as a catalyst in Bangladesh's achieving success in MDGs. Against this backdrop, the government considered it most important to bring the women to the forefront of the decision-making process. Keeping this in view, the Government has engaged different women groups, including Bangladesh Civil Service Women Network, to create adequate opportunities for them to contribute to the SDGs implementation.

SDGs are inherently futuristic in nature and as such it is important to engage the young leaders in the process. In our initiatives to bring them on board, we have started systematic consultation with high school and university students. We are keen to reflect their ideas in SDGs' policies, plans and implementation.

Ethnic minorities and tribal communities constitute an important part of our society and culture. We already have policies in place to integrate them with mainstream society, which goes very well with the 2030 pledge: leave no one behind. As such we felt it important to have a wide consultation with Ethnic Minorities and other marginalized groups to bring their ideas and needs to the forefront of SDGs implementation.

Alongside, the Government has already engaged with professionals of diverse background including law enforcement agencies, local level

public officials, health professionals, engineers, planners, school teachers, legal practitioners, peasants, RMG workers and members of different labour groups.

## **2.3 Translation of SDGs, targets and indicators in Bangla**

We feel that language barrier may stand in the way of popularizing SDGs concepts and ideas among the people in general. Unless we are able to disseminate the philosophies of SDGs to the wider mass in their own language, SDGs implementation will remain a far-fetched dream. Hence, we have already translated all the SDGs, targets and indicators in Bangla and made them widely available in the public offices all over the country.

## **2.4 Incorporation of SDGs in National Framework**

### **2.4.1 SDGs Reflections in Five-Year Plans (FYPs)**

In Bangladesh, the key national framework for development is structured around Five Year Plans (FYPs) which lay the guidelines for development projects and strategies for a time frame of five years. We plan to implement SDGs through three Five Year plans— 7<sup>th</sup>, 8<sup>th</sup> and 9<sup>th</sup>. Fortunately for Bangladesh, when the 2030 Agenda was in the making at the UN, we had been simultaneously working on the 7<sup>th</sup> FYP. This offered us a wonderful opportunity to contribute to the global development agenda while reflecting its key philosophies in our national plan. In fact, the 2030 Agenda worked as a key guiding document in selection of development priorities in our national context.

Bangladesh, therefore, could start the SDGs implementation very early. Indeed, the 7<sup>th</sup> FYP captures the essence of the global agenda very well. It highly emphasizes on building just and equitable society with inclusive growth. It also puts adequate importance on the protection of environment. As we implement the 7<sup>th</sup> FYP, we would certainly come across many challenges and discover gaps vis-à-vis the 2030 Agenda. Learning from the experiences we would make attempts to fill out such gaps while formulating the following FYPs.

### **2.4.2 Action Plan of 7<sup>th</sup> Five Year Plan to Achieve SDGs**

The Government has already mapped out responsibilities for Ministries and agencies against each goal and target of the 2030 Agenda. In order for carrying out their responsibilities, the Ministries are now in the process of preparing their own action plan which would have specific actions/ activities and interventions to achieve their respective goals/ targets. The Ministries are consulting both the 2030 Agenda and 7<sup>th</sup> FYP so that they can appropriately formulate short, medium and long-term development plans.

The outcome of this consultation would be reflected in “Action Plan of 7<sup>th</sup> FYP to Implement SDGs”, a forward-looking document which is expected to blend priorities of 2030 Agenda and our national plan. It would outline action plans in a ministry-specific manner, thus would serve as an important tool for performance evaluation of the Ministries. The government is aware of the need for capacity building of the ministries to undertake this exercise. We have already taken initiatives to train relevant officials accordingly.

### **2.4.3 Assimilation of SDGs Targets in Annual Performance Agreement (APA)**

Bangladesh has introduced Annual Performance Agreement (APA), a result-based performance management system across the whole spectrum of public sector with a view to improving efficiency as well as ensuring transparency and accountability. Under the APA system, each ministry enters into a memorandum of understanding with the Cabinet Division at the beginning of each financial year.

The APA outlines the goals and targets of each ministry with corresponding performance indicators. The government is in the process of integrating the SDGs targets into APA system so that the long-term objectives can be translated into annual work plan of the ministries.

## 2.5 Integration of the Three Dimensions

We understand the importance of incorporating the three dimensions of sustainable development i.e. economic, social and environmental in our development pursuit. Like many other countries, the economic dimension of development of Bangladesh has traditionally been the most discussed topic in relevant discourses.

This is because of the fact that Bangladesh, with its consistent GDP growth rate of around 6.5% for quite some time, has indeed amazed the development experts around the world. Therefore, it is not surprising that Bangladesh aims at achieving a growth rate of 8% by 2020 indicating that economic aspects are well taken care of in our development aspirations.

Our success in achieving the MDGs reveals that Bangladesh did very good in addressing the social aspects of development as well. Our performance in health, education and social safety net programs gives us hope that we will continue with even more success in ensuring societal development during the post 2015 period. 'Inclusiveness', as well as the policy of 'leaving no one behind' has

also been at the core of our future development plans and strategies.

As we embark on the SDGs journey, we are prepared to build on our MDGs experiences. We learned during MDGs implementation that environmental aspect had been an important missing link in our past development efforts globally. We are happy that environmental dimension has gained due importance in 2030 Agenda. Indeed, this is very significant for us as Bangladesh remains one of the most vulnerable countries in the world in the face of adverse impacts of climate change. We are, therefore, very keen to incorporate the environmental dimension in all our development policies.

The Government has approved National Sustainable Development Strategy (NSDS: 2010-2021) with a view to ensure the balance among economic, social and environmental aspects of development. The 'Delta Plan 2100' of Bangladesh is yet another testimony of our sincere effort to focus on the three dimensions of development in a balanced and coherent manner.



## *Chapter 3*

**Focus on  
Thematic Areas  
Covered as  
Suggested by HLPF**

## 3.1 SDG # 1: End poverty in all its forms everywhere

### 3.1.1 Introduction

Since Independence, Bangladesh achieved great success in reduction of poverty measured by both upper and lower poverty lines. We have implemented six Five Year Plans (FYPs) from 1973 until 2015 where the main focus had always been on poverty alleviation. Currently, the 7<sup>th</sup> Five Year Plan (2016-2020) is being implemented with a target to bring down the upper poverty rate to 18.6% and lower poverty rate to 8.9%.

livelihood enhancement programmes in order to ensure resilience of household and communities to disasters. The Government of Prime Minister Sheikh Hasina, for the first time, has formulated a comprehensive National Social Security Strategy (NSSS) to consolidate all safety net programmes to support its citizens who need it most. Distressed people particularly women, children, aged and disabled persons have been given due priority under NSSS. The coverage of social safety net recipients is 27.80 percent (HIES, 2016). The

Table 3.1: Long term Poverty Reduction in Bangladesh

Head Count Poverty	Cost of Basic Needs (CBN) Method					
	1991	1995	2000	2005	2010	2016
National (Upper Poverty Line)	56.7	51	48.9	40	31.5	24.3
National (Lower Poverty Line)	41.1	34.4	34.3	25.1	17.6	12.9

Source: Various rounds of HIES, BBS

Bangladesh has been successful in achieving significant poverty reduction since 1990. The poverty rate was 56.7% in 1991, which came down to 24.3% in 2016. And the extreme poverty rate was 41.1% in 1991, which declined to 12.9% in 2016. The poverty reduction measures taken by the Government has helped Bangladesh to achieve the corresponding MDGs target couple of years earlier than the deadline.

Government of Bangladesh recognizes the multi-dimensional nature of poverty and the need to address the problem by adopting appropriate policies and strategies. Development policies and strategies mainly centre on the overarching goal of achieving pro-poor growth.

The economy enjoyed annual growth rate persistently around 6.5% during the past eight years. Sustained growth over the last one decade has been instrumental in reducing poverty.

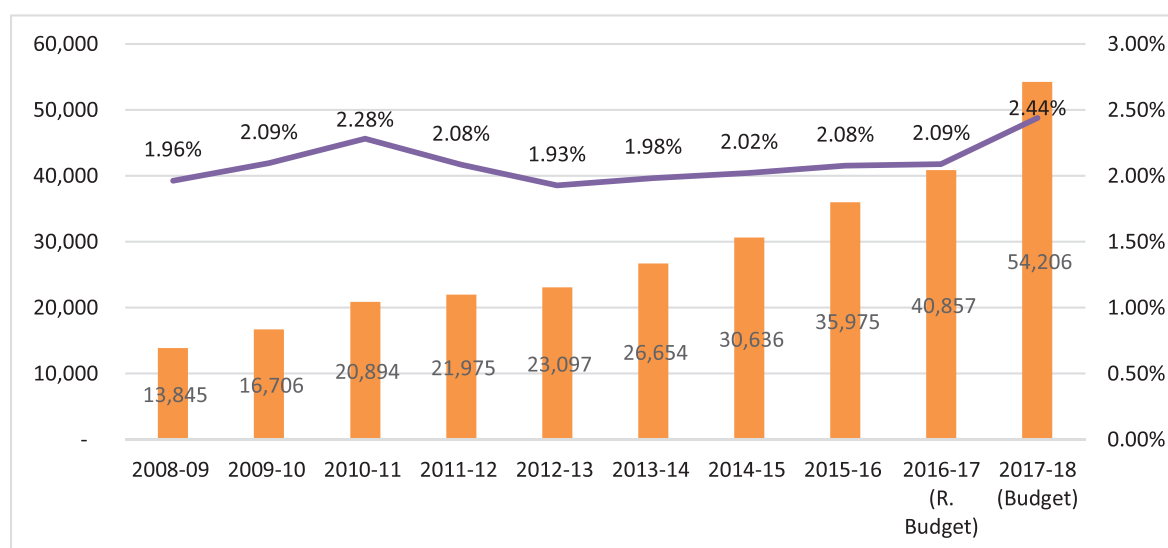
Building disaster resilience is critical for eradicating extreme poverty. With a view to achieving this goal, Sendai Framework proposes for the promotion and development of social safety nets linked with

allocation has been increased from 1.9% of GDP in FY 09 to 2.1% in FY 17

The allocation for Annual Development Programme (ADP), which is the main public investment window to reduce poverty, was 2.8% of GDP in FY 09 and has increased to 5.7% of GDP in FY 17. Moreover, half of the total budget expenditure has been related to poverty reduction for the last eight financial years.

- Half of the total budget expenditure has been interlinked to poverty reduction for the last eight years.
- Anti-poverty strategy of the government through the expanded Social Safety Net Programmes (SSNP) to address risk and vulnerability helped reduce poverty and inequality.

Figure 3.1: Social Protection Spending (crore TK), % of GDP



Source: Budget document, Finance Division, Ministry of Finance  
(Note: FY 08 to FY 16 are spending, other two are allocations)

### 3.1.2 Strategy for Eradicating Poverty to Achieve Sustainable Development for all

- We recognize that faster growth is a necessary pre-condition for alleviating poverty. The 7<sup>th</sup> FYP seeks to raise the GDP growth rate progressively from 7.1% in FY 16 to 8% by FY 20, averaging yearly growth rate of 7.4% for the Plan period. Along with strategies for rapid economic growth, the 7<sup>th</sup> FYP will ensure that complementary strategies and policies are in place to make the growth path inclusive, responsive and adaptable to the ongoing transformations. We are also ensuring that the growth is sustainable and resilient to climate change.
- We are attaching additional focus on eradicating extreme poverty (defined as people living below the lower poverty line) by taking special measures for the most vulnerable population.
- We are taking necessary measures to bring all the poor under coverage of social protection system by 2020. Anti-poverty strategy of the government through the expanded Social Safety Net Programmes (SSNP) to address risk and vulnerability helped reduce poverty and inequality. We are also developing the National Household Database (NHD) under Social Safety Net Systems (SSNS). This will facilitate better targeting of the poor households for safety net service delivery and also improve coordination among various ministries/agencies.
- According to our estimate, about 12.9 million additional jobs will be created by 2020.

This includes around 2 million jobs abroad for migrant workers. This is going to significantly improve the situation of unemployment in the country.

- To ensure safe, orderly and regular migration for all workers including women, the Government has taken adequate measures for legislative and regulatory reforms. Notable among these are the enactment of the Overseas Employment and Migrants Act 2013, and Overseas Employment Policy 2016.
- We are encouraging women to get into wage employment in the rural economy in larger proportion. Due to our consistent efforts, the relative male-female wage ratio has increased from 73% in FY 10 to 78% in FY 14. Since agriculture is the predominant sector in our rural economy, we have sorted out specific strategies to narrow down the gender wage gap in this particular sector.
- Bangladesh maintains a stable macroeconomic environment underpinned by strong balance of payment. We consistently had external current account surplus since 2010. This has been reflected in increasing trend of our foreign exchange reserve. The key factors behind such a steady performance in balance of payment are buoyant exports and remittance receipts.
- Building on our past success, we have fixed an export target of US\$ 54.1 billion with average growth of about 12% per annum during

the 7<sup>th</sup> FYP period (2016-2020). Notably, RMG constitutes almost 80% of our exports. This sector employs 4.5 million workers of which 85% are women. This has significantly contributed to our efforts in poverty reduction and women empowerment.

- In the 7<sup>th</sup> FYP, we have recognized migration as an integral component of development. Remittance has been playing an important role in reducing poverty through increased consumption, financing of a range of services, and encouraging entrepreneurship in rural areas. As such, we have taken various measures to increase remittance inflow substantively during this period. Notably, the remittances had been a mere average of \$3.5 billion in 2000s, which reached \$14.93 billion in FY 2016. We are keen to maintain this momentum in coming years.
- Given the importance of transport sector in improving competitiveness and growth, the Government has been allocating significant resources to this sector in the Annual Development Programme (ADP). The 7<sup>th</sup> FYP placed considerable emphasis on the development of the rural roads network. This will play a major role in poverty reduction through accelerated economic activities in rural Bangladesh.
- We have achieved considerable progress

in electricity generation, transmission and distribution. The access to electricity increased to 80% in FY 16 from 48% in FY 10. We aim at achieving electricity coverage of 100% by FY 21. We have launched a highly successful Solar Home System (SHS) program which has already reached a capacity of 150 MW. All these initiatives helped rural small/medium industries to grow and create jobs, thus contributing to our efforts for poverty reduction.

- Bangladesh has a rich experience in administering microcredit programmes. The Government has been supporting these programmes through enabling regulations and financial assistance. The 7<sup>th</sup> FYP puts due emphasis on microfinance.
- We have given ICT sector immense priority in the 7<sup>th</sup> FYP in line with government's Digital Bangladesh Vision to help transform the rural economy. This will significantly reduce the transaction costs of trading with the urban economy, bring farms closer to growth centres, and financial services to the doorsteps of rural population.
- **One House One Farm:** A signature poverty alleviation initiative launched by Prime Minister Sheikh Hasina has been successful in lifting millions out of poverty in rural Bangladesh. The core ideas about this initiative is summarized in the box below:

### One House One Farm: A signature poverty alleviation initiative

The Government has taken up a project called 'Ekti Bari Ekti Khamar' (One House One Farm) with a view to improving living conditions of the rural poor by encouraging income generating activities. This is a community-based model for micro-savings initiated by Prime Minister Sheikh Hasina.

The idea is about turning the tide from existing micro-credit approach to poverty alleviation to a more innovative micro-savings paradigm. Under this project, self-governed village development organizations (VDOs) are being formed in rural areas where members create their own funds by contributing small amounts. Government then supplements such funds by contributing equal amounts of grants.

In addition, Government also provides an annual revolving fund to the VDOs. Members can borrow from that accumulated fund to run their own businesses. The service charge for borrowers is only 8% that is significantly lower than the interest rate of existing microfinance schemes. Currently, there are 40,527 village development organizations with more than 10 million beneficiaries. We plan to establish 60,515 more village development societies targeting 3.6 million poor families within next 4 years.

### Institutions Directly Contributing to Poverty Alleviation

- |   |  |
|---|--|
| 1. Bangladesh Rural Development Board (BRDB)                                  | 5. Palli Daridro Bimochon Foundation (PDBF)    |
| 2. Bangladesh Academy for Rural Development (BARD)                            | 6. Palli Karma-Sahayak Foundation (PKSF)       |
| 3. Rural Development Academy (RDA), Bogra                                     | 7. Small Farmers Development Foundation (SFDF) |
| 4. Bangabandhu Academy for Poverty Alleviation and Rural Development (BAPARD) |  |

### 3.1.3 Financial Inclusion to Poverty Reduction

We recognize access to finance as one of the most important factors for boosting economic activity, generating employment, facilitating trade and fostering growth. Providing easy access to financial service to the women and people in the rural areas can significantly contribute to improvement of livelihood and reduction in inequality.

The central bank of Bangladesh had been playing a pivotal role in offering banking facilities to millions who did not have access to any formal financial services. Such initiatives include introducing mobile financial services, requiring banks to open 50% of their branches in rural areas, and starting agent banking. Farmers now can open bank account with only 10 Taka deposit that has allowed them access to different financial benefits offered by the government.

Women entrepreneurs can now borrow loans with single digit interest rate. Microfinance institutions also have substantial impact on the financial inclusion, as more than 90% of their clients are female.

Bangladesh won the Global Money Week Award at the Global Inclusion Awards 2017. This comes as a recognition of Bangladesh Bank's successful initiatives regarding sustainable and innovative financial inclusion and financial education.

### 3.1.4 Adoption of Multidimensional Poverty Index

The Government of Bangladesh is aware of multidimensional nature of poverty and plans to invest on capacity building for introducing Multidimensional Poverty Index (MPI) measurement in future.

### 3.1.5 Challenges for SDG 1 Implementation

- Poverty reduction is a comprehensive issue and thereby requires a whole-of-government approach to address it. According to the mapping of Ministries for various SDGs targets, 44 Ministries/Divisions are involved in addressing this goal. Therefore, effective coordination is the sine qua non for success.
- Resource mobilization particularly from external sources remains a big challenge.
- The National Social Security Strategy aims at ensuring adequate resources for providing decent living of vulnerable and marginalized segment of the society. The strategy is inherently inclusive and requires consolidated and streamlined efforts for implementation.
- Bangladesh needs capacity building of its national statistical organization for tracking the progress of the SDG 1.
- Bangladesh is one of most vulnerable countries in the world in the face of adverse impacts of climate change. We are facing frequent floods, droughts, cyclones and other natural disasters that make implementation of SDG 1 greatly challenging particularly in the coastal areas.

### 3.1.6 Data Availability to Monitor the Implementation of SDG 1

There are seven (7) targets including two (2) Means of Implementation under this goal with 14 indicators to monitor the progress. However, metadata related to six (6) indicators are yet to be finalized by the UNSC (1.4.1, 1.4.2, 1.5.4, 1.a.1, 1.a.3, 1.b.1). According to the "Data Gap Analysis for Sustainable Development Goals: Bangladesh Perspective Report (2017)", data related to five (5) indicators are readily available in Bangladesh. Once the metadata is finalized, the NSO will take appropriate steps to generate data in consultation with relevant stakeholders. The available baseline figures and their milestone targets against the SDGs indicators are provided in Annex-1.

## 3.2 SDG # 2: End hunger, achieve food security and improved nutrition and promote sustainable agriculture

### 3.2.1 Introduction

One of the biggest success of the Bangladesh agriculture sector has been achieving food security for 160 million people in the country. The significant progress in the food security front primarily comes through efficient food delivery mechanism, improved rural infrastructure, liberalized agricultural inputs, and integration of product markets. All these factors have contributed positively towards increasing production of major crops, mainly cereal and vegetable crops. However, the country needs to tackle a host of challenges in future if it is to ensure food security for its growing population, to meet their nutritional requirement, and to ensure a balanced diet for its population. The high impact of disaster and climate risk on agriculture requires mainstreaming of disaster risk reduction and climate adaptation strategies within the agriculture sector.

### 3.2.2 7<sup>th</sup> Plan Policies and Strategies for Food Security

The widely accepted World Food Summit definition reinforces the multidimensional nature of food security as including food accessibility, availability, utilization, and stability. Acknowledging the complexities of the concept, Bangladesh placed the focus mainly on food availability and utilization measures of food security. Food security strategy under the 7<sup>th</sup> Five Year Plan has been in line with the following objectives of the National Agriculture Policy 2013, National Food Policy (NFP-2006) and the National Food Policy Plan of Action (2008-2015):

- Ensuring sustainable and profitable agricultural production system
- Ensuring adequate and stable supply of safe and nutritious food
- Enhancing purchasing power of people for increased food accessibility
- Ensuring adequate nutrition for all

Considering the holistic dimension of food security issue, the following strategies will have to be implemented during the 7<sup>th</sup> FYP (2016-2020):

- Nutrition oriented food-based safety net channels of Public Food Distribution System (PFDS) to be promoted;

- Direct interventions on food-based nutrition in identified communities/ vulnerable areas of the country, where the prevalence of underweight and stunting is higher than average, to be encouraged;
- The annual monitoring of National Food Policy Plan of Action (NFP-POA) and Country Investment Plan (CIP) to be continued up to preparation and finalization of new National Food and Nutrition Security Policy (NFNSP);
- Private sector participation to manage and operate modern food storage facilities to be explored for food stock management to help smoothing extreme seasonal price variation;
- Food grain fortification initiatives to be strengthened and the preparation of Road Map for fortified food grains to be explored; and
- The present public procurement system to be made effective through applied research and utilizing price signals in the markets;

### 3.2.3 Sustainable Agriculture

Improvement of agriculture sector and acceleration of its growth is a national priority for ensuring food security and reducing rural poverty. Steady growth in agriculture along with a strong emphasis on rice production has enabled Bangladesh to achieve near self-sufficiency in cereal production. The sector is getting more diversified and passing through a transition from subsistence farming towards commercial orientation.

Agricultural practices need to be modified in order to adapt to the projected changes in climate conditions as well as the increasing disaster risk. In order for preventing, mitigating and reducing disaster and climate risks, we are focusing on the following:

- Sustainable and productive agriculture systems, including farm technologies and crop diversification to adjust to new temperature and precipitation patterns;
- Changing livestock breeding practices, and shifting grazing patterns;
- Developing and managing climate resilient food production systems; and
- Developing and using drought, saline, flood tolerant crop varieties;

### 3.2.4 Performance of Crop Sector

Since independence, rice production has more than tripled from 11 million tonnes (milled rice) in 1972 to about 34.9 million tonnes in FY 15. Since late 1990s, most of this growth has occurred due to development and adoption of improved rice varieties through R&D. Use of good quality seed, stress-tolerant crop varieties (salt, heat, water logging/submergence), and hybrid rice has increased production manifold. This was hugely supported by irrigation in the dry season. The production of other cereal crops like wheat, maize, have also grown phenomenally.

### 3.2.5 Key Strategies/Priorities of Crop and Livestock Sub-sectors

Policies and Strategies under 7<sup>th</sup> FYP for the Crop Sub-sector are as follows:

- Creating Opportunities for Sustainable Agriculture and Green Growth
- Application of Science and Technology for higher levels of Food Production
- Crop Zoning and Land Use Planning
- Agricultural Inputs- Seeds and Fertilizers
- Promoting agricultural diversification and expansion of Horticultural Crops
- Introduction and Popularization of Good Agricultural Practices (GAP)
- Increased Farm Mechanization
- Boosting Agro-Processing Industries
- Value Chain Development
- Intensified Agricultural Credit
- Mainstreaming Women in Agriculture
- Agriculture in the newly Accreted Coastal Land and Marine Islands

#### **The Goals and Objectives for the Livestock Sub sector are to Promote:**

- Sustainable improvements in animal productivity of milk, meat and egg including products processing and value addition;
- Sustained improvements in income generation, nutrition and employment opportunities for the landless, small and marginal farmers, and women in livestock rearing;
- Increased private sector participation and investments in livestock production, livestock services, market development and export of livestock products and by-products.

### 3.2.6 Fisheries Sub-Sector

The vision 2021 of the government targets surplus production of fish and shrimp for export. We want to achieve this target with concomitant improvement in safety standard of fish production. Alongside, the 7<sup>th</sup> FYP promotes increased participation of women in fish cultivation. The idea is not only about enhancing productivity, but also ensuring livelihood security and equitable distribution of benefits. We are also equally mindful about the conservation of potential fisheries resources and aquatic biodiversity of water bodies.

### 3.2.7 Strategies and Policies of the Forest Sub-Sector

People's participation will be continued in afforestation programme in all marginal lands and buffer zone of forests. Integration of tree plantation and crop cultivation will be practiced. To prevent the extent of damage by cyclones and tidal surges, creation of 500 meter wide permanent Coastal Green Belt along the coast will be continued.

### 3.2.8 State of Nutrition in Bangladesh

The Perspective Plan of Bangladesh (2010-2021) envisions a minimum intake of 2,122 k.cal/person/day of food for all. We also envisage ensuring standard nutritional food for at least 85% of the population.

The 7<sup>th</sup> FYP targets interdependent but coordinated interventions across diverse sectors such as agriculture, health, water and sanitation, education, food and disaster management.

The National Food Policy-NFP (2006) and the National Food Policy Plan of Action comprehensively address food security and nutritional issues.

Bangladesh has made commendable progress in eradicating hunger in the last two decades. The underweight children under-five years of age have come down to 32.6% in 2014 (female: 33.1%, male: 32.2%) from 66% in 1990.

The level of stunting has declined consistently from 50.6% in 2004 to 36.1% in 2014. Increased food production and crop diversification, increased availability of livestock and poultry products, increased literacy of women aged 15-24, reduction of fertility rate, enhanced measles vaccination coverage, increased safety-



net coverage, smaller family size, and spread of vitamin A supplementation coverage have been the factors contributing to the success.

The 'State of Food Insecurity (SOFI) 2015' Report jointly prepared by FAO, IFAD and WFP indicates that the proportion of hungry people in total population of Bangladesh has reduced from 32.8% in 1990 to 16.4% in 2014.

However, as for micronutrient deficiencies, a third of pre-school children and half of pregnant women are anaemic. Vitamin A deficiency affects one child in five, and vitamin B12 deficiency one child in three. Early marriage and related teenage pregnancies leading to a high prevalence of low birth weight (22%) are among the key determinants of malnutrition.

Similarly, only half of the children are exclusively breastfed and complementary feeding practices are inadequate to meet the nutritional requirements of infants and young children.

### 3.2.9 Addressing Nutrition Issues

The Institute of Public Health & Nutrition (IPHN) has been assigned as the institutional home for nutrition studies and awareness building. Nutrition Programme of the Government has been mainstreamed through an operational plan titled National Nutrition Services (NNS) to provide regular nutritional services.

Ministry of Agriculture provides extension services for different crops fortified with nutrition elements, newly developed by research institutes of Bangladesh. A new variety of rice namely, 'Golden Rice', fortified with beta carotene as Vitamin A supplement is a major achievement, which are being extended in suitable areas.

The multidimensional approach to address the intergenerational health impact include awareness on child/women nutrition, food value and food diversity. Iron-folic acid supplementation among pregnant, lactating women and adolescent girls to cover iron-deficiency anaemia are being

distributed through health and family planning facilities.

Vitamin A capsules distribution for children is continuing. Post-partum Vitamin-A distribution to improve vitamin A status of neonates through breast milk is being scaled up. Monitoring of salt iodization has been strengthened. Zinc for treatment of diarrhoea has been adequately promoted. Expansion of intestinal parasite treatment, including the distribution of albendazole tablets, along with a separate deworming programme is being considered. With the coverage of IMCI, zinc tablets are expected to be freely provided to children with diarrhoea.

To help assist exclusive breast-feeding of new born babies up to six months, maternity leave for the working mothers has been increased to six months by the government, which augmented the nutritional status of the new-born babies.

The National Social Security Strategy (NSSS) acknowledges the importance of nutrition for vulnerable people. The strategy advocates a consolidated income transfer under a reformed Vulnerable Women's Benefit (VWB) programme. The Government has already started introducing fortified rice distribution, a cash grant for vulnerable women and nutrition BCC in its VGD programme.

### 3.2.10 Data Availability to Monitor the Implementation of SDG 2

There are eight (8) targets including three (3) Means of Implementation under this goal with 13 indicators to monitor the progress. However, metadata related to five (5) indicators are yet to be finalized by the UNSC (2.3.1, 2.3.2, 2.4.1, 2.5.1, 2.c.1). According to the "Data Gap Analysis for Sustainable Development Goals: Bangladesh Perspective Report (2017)", data related to five (5) indicators are readily available in Bangladesh. The available baseline figures and their milestone targets against the SDG indicators are provided in Annex-2.



### 3.3 SDG # 3: Ensure healthy lives and promote well-being for all at all ages

#### 3.3.1 Introduction

Bangladesh has remarkable achievements in health related MDGs. Prime Minister Sheikh Hasina received the UN MDG Award in 2010 for government's success in reduction of under-five mortality. In 2011, Bangladesh received 'Digital Health for Digital Development', a South-South Award for successful attainment of MDG 4 and MDG 5.

The Government of Bangladesh recognizes health as an integral part of development. Improvements in health would translate into higher incomes, higher economic growth, and accelerated poverty reduction. Bangladesh has achieved remarkable progress in improving the life expectancy at birth (72 years). The status of mean years of schooling and expected years of schooling has also improved significantly (Fig 3.2; Source: Calculated from micro data of Sample Vital Registration System, BBS 2016). The gross national income (per capita 3,341 PPP\$) has also increased elevating the country in the group of medium-ranking Human Development Index (HDI) countries.

Four of the seven targets of the Sendai Framework for Disaster Risk Reduction are directly linked to health. These focus on reducing mortality and injuries, improving people's well-being and promoting the safety of health facilities and hospitals. Accordingly, the government has prioritized design, construction and retrofit hospitals, storage for emergency medicine, preservation of doctor and nurses' database to ensure healthy lives and wellbeing of its citizens.

#### 3.3.2 Status of Health and Population

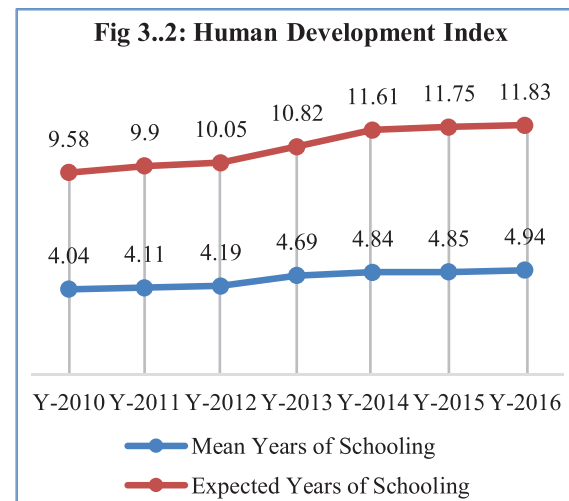
**Health Status:** Since independence, Bangladesh has made significant progress in health outcomes. Infant and child mortality rates, under-five mortality rate and maternal mortality rate have reduced significantly in 2015 (Fig 3.3).

The Neonatal Mortality Rate (NMR) also reduced from 81/1,000 (1981) to 20 (2015). Expanded Programme on Immunization (EPI) coverage evaluation survey 2015 reveals that 82.5% children were fully vaccinated. Deliveries attended by Skilled Health Personnel (SHPs) increased from 5% (1991) to 42% (2014).

Proportion of birth in health facilities by wealth quintile from 4.4:43.4 in 2007 to 15.0:69.5 in 2014 (BDHS) indicates a sharp reduction in inequity in Bangladesh.

The prevalence of malaria dropped from 456 (2005) to 300 (2015) per 100,000 persons; the death rate has also reduced to 0.07 per 100,000 populations in 2015.

According to the National Tuberculosis (TB) Prevalence Survey (2007-2009) Report of Bangladesh, the overall prevalence of new smear positive cases among adults aged 15 and older



was estimated at 79.4 people over a population of 100,000. The overall case notification rate was 119 per 100,000 populations which have come down to 53 (2014).

Polio and leprosy are virtually eliminated. HIV prevalence is still very low, but there is a high risk of infection. Regarding tobacco control, legislation was first enacted in Bangladesh in 2005 and was strengthened in 2013 to increase compliance with the WHO Framework Convention on Tobacco Control (FCTC).

Most significant recent achievements include: (a) Introduction of pictorial health warnings covering 50% of tobacco packaging since March 2016; (b) Implementation of a strong taxation policy by raising tobacco taxes to 79% of the retail price of the most popular brand of cigarettes.

Development of a countrywide network of healthcare infrastructure in the public sector is remarkable. Community based primary health care service through community clinics (CCs) is a flagship initiative of the government of Prime Minister Sheikh Hasina.

This initiative has been highly appreciated by the international community as a means to bring the services closer to the people. CC is the lowest tier health facility in the rural areas all over Bangladesh including the remote and very hard-to-reach areas. Each CC has a defined catchment area with 7,000-10,000 population. CC promotes health and provides preventive and basic curative care. Currently, 13,136 CCs are functioning with adequate health workers and medicines. Among these 1,008 CCs are providing delivery facilities. On an average 40 patients/day attend each CC, 95% of whom are women and children.

**Population Status:** Bangladesh is now Asia's fifth and world's eighth populous country with an estimated population of about 160 million. Strong policy interventions led to continuous reduction in the annual growth rate of population from the level of 2.52% (1974) to 1.37 (2011). The Total Fertility Rate (TFR) also went down from 6.3 (1975) to 2.1 (2015). The Contraceptive Prevalence Rate (CPR) increased from 7.7% (1975) to 62.1% (2015).

**Cross-Cutting Issues:** World Health Organization (WHO) has recently drawn attention of the world community to the inevitable effect of climate change on the basic requirements for maintaining health: clean air and fresh water, sufficient food and adequate shelter. Bangladesh has demonstrated remarkable achievements in natural disaster/ emergency response through better preparedness and proper management. Health risks from natural disasters are minimized through the supply of emergency drugs and laboratory reagents in patient management.

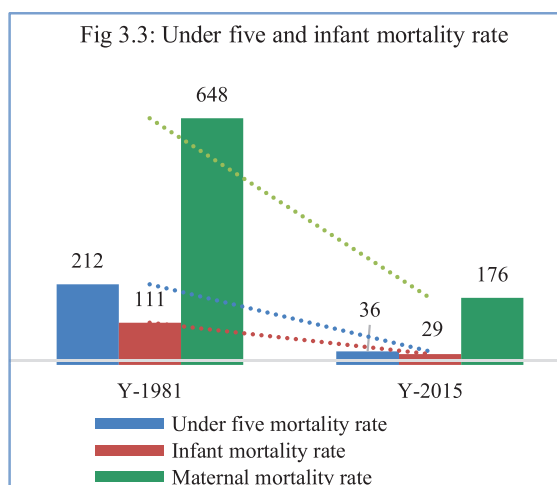
Bangladesh also considers the healthcare waste management a critical issue in the context of environment pollution. To effectively address this issue, the Government developed a Health Care Waste Management Plan (HCWMP). The country's commitment to and support for women's development programmes over the past two decades have resulted in positive gains in female life expectancy, MMR, IMR and child mortality rates, and empowerment.

### 3.3.3 Strategies for Ensuring Healthy Lives and Promote Well-being for All

The Government of Bangladesh recently (March 21, 2017) approved a mega programme for the HNP sector development. The US \$ 14.71 billion mega programme called 4<sup>th</sup> Health, Population and Nutrition Sector Program (4<sup>th</sup> HPNSP) -2017/2022, is guided by Bangladesh's Vision 2021, and is in line with the SDGs. The 4<sup>th</sup> HPNSP incorporates appropriate strategies and activities for focused improvements in increasing access to and utilization of health care.

It also aims at improving equity along with financial protection in order to meaningfully realize the objectives of universal health coverage (UHC) by 2030.

Achieving sustainable levels of financing for the sector will depend on a combination of managing demand for health care. The 4<sup>th</sup> HPNSP will be translated into actions through implementation of a number of strategies (Box-3.1).



### Road Safety

The Government addresses road safety issues with 3E approaches, i.e. Engineering, Education, and Enforcement. We have taken up various engineering measures to make the roads and highways safe. We have also introduced various enforcement measures i.e. digital motor vehicle management system and put adequate emphasis on enforcing traffic laws. In addition, massive mass awareness campaigns on road safety issues are going on.

### Box-3.1 HPNSP Implementation Strategies

- Building capacities in leadership, management and regulation
- Restructuring the MOHFW
- Rolling out an upgraded essential services package (ESP)
- Developing new approaches and partnerships
- Focusing on the improvement of the quality of care
- Promoting the importance of public health
- Tackling the rising burden of NCDs
- Tackling the burden of established and new communicable diseases
- Adopting new technologies to strengthen surveillance, data quality and information systems for evidence based decision making
- Increasing investment in health

#### 3.3.4 Challenges

- Ensuring skilled attendance at birth;
- Addressing the communicable and non-communicable diseases;
- The prevalence of road accidents, drowning, aging and geriatric diseases;
- The spread of infectious diseases such as Hepatitis B and C;
- The health effects of geo-climatic disasters and arsenicosis;
- Sustainable health financing and promotion of equity in the context of achieving UHC.

### Box-3.2: Key Strategies and Policies

- 7<sup>th</sup> Five Year Plan (2016-2020)
- National Health Policy 2011
- Bangladesh Population Policy 2012
- 4<sup>th</sup> Health, Population and Nutrition Sector Programme (2017-2022)

There is a high level of commitment from the GoB in bringing health care as close to the communities as possible. National commitment and policy support are reflected in different key strategies and policies (Box-3.2).

#### 3.3.5 Data Availability to Monitor the Implementation of SDG 3

There are 13 targets to be implemented under SDG 3, which will be monitored by 27 indicators. Out of the 27 indicators, five (5) indicators (3.5.1, 3.8.1, 3.8.2, 3.b.1, 3.b.3) are still in the Tier III category meaning metadata is yet to be finalized by the UNSC. The available baseline figures and their milestone targets against the SDG indicators are provided in Annex-3.

### 3.4 SDG # 5: Achieve gender equality and empower all women and girls

#### 3.4.1 Introduction

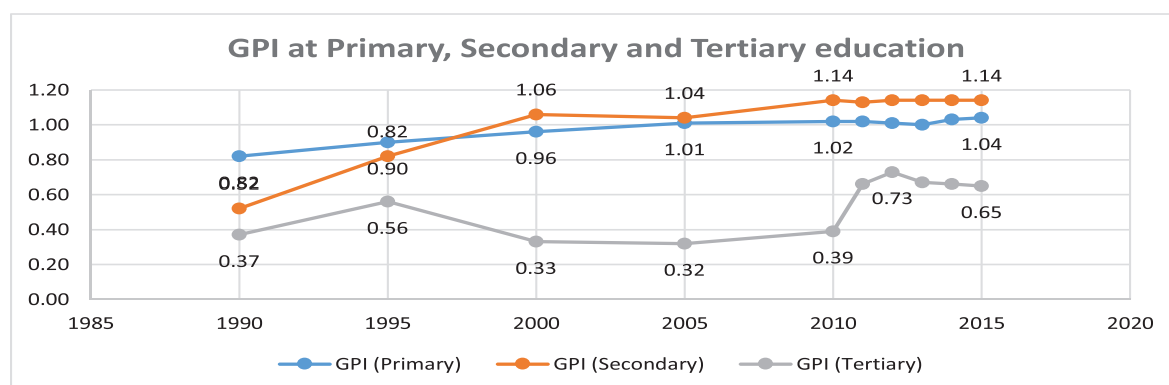
Bangladesh has a remarkable success story in the fields of women empowerment. We put non-discrimination issue to the forefront of our national development plan. We have been supporting women empowerment through adoption of policies, legislation, strategies, national action plans and programmes. For example, the women empowerment issue has been given high prominence in the Constitution of Bangladesh, domestication of the UN Convention on the Elimination of All Forms of Discrimination Against Women (CEDAW), National Strategy for Accelerated Poverty Reduction (NSAPR-II) 2009-2011, 6<sup>th</sup> and 7<sup>th</sup> Five Year Plan (2011-15 and 2016-20), National Women Development Policy (NWDP)-2011, and Child Marriage Restraint Act 2017.

#### 3.4.2 Trends and Inequality Analysis with Respect to Gender in Bangladesh

**Education:** The primary school enrolment of girls has increased from 5.4 million in 1990 to 9.72 million in 2015. Since 1991, the secondary education enrolment for female students has increased significantly with girls' enrolment surpassing boys' in 2000 (52% for girls and 48% for boys). The parity still exists. In schools, more than 65% teachers are female.

The primary and secondary education in the country is free for female. We are distributing textbooks free of cost to all students up to the secondary level. In addition, we are providing stipend and financial support to female students of secondary and higher secondary level.

Figure 3.4: Gender Parity at Primary Secondary and Tertiary Education (1990 to 2015)



Source: MDGs: End-period stocktaking and Final Evaluation Report, GED, 2016

The Government has taken various measures to address the dropout issue. We have already identified the root causes, the prominent among which are poverty, social taboos, child marriage and opportunity cost. We have chalked out specific actions to address these issues.

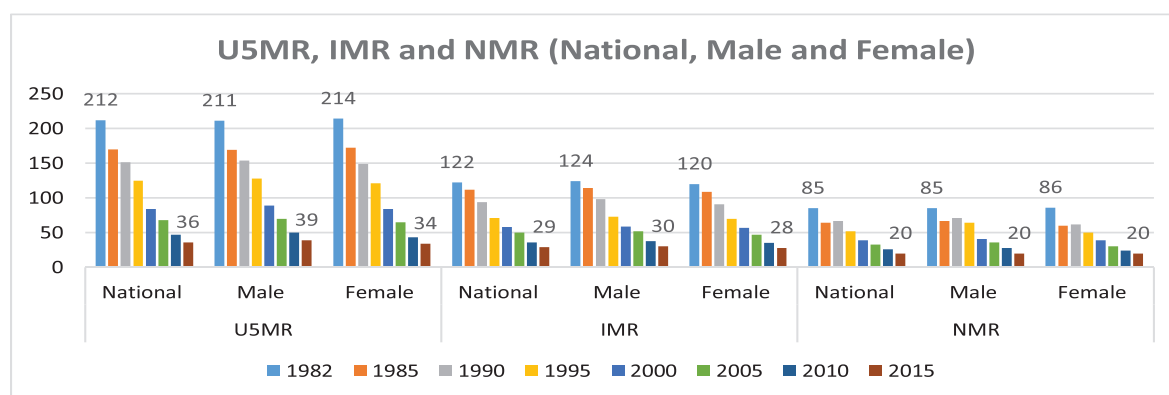
Traditionally, gender parity at the tertiary education has been low in the country. In 2010, it was around 0.32 (76% boys vs. 24% girls). However, since 2010, the scenario began to change and during the last two years, it remained at around 0.6. This is indeed an encouraging trend.

**Health:** The under-five mortality rate has decreased drastically from 212 (male: 211, female: 214) to 36 (male: 39, female: 34) per

1000 live birth from 1982 to 2015 (SVRS, 2015). With an annual average reduction rate of 2.5% the reduction rate has been highest during 2010 to 2015 (4.7% annually).

Infant mortality rate decreased from 122 (male: 124, female: 120) to 29 (male: 30, female: 28) per 1000 live births from 1982 to 2015 (SVRS, 2015). The annual average reduction rate has been 2.3% where the reduction rate was highest during 2010 to 2015 (3.9% annually). Neonatal mortality rate decreased from 85 (male: 85, female: 86) to 20 (male: 20, female: 20) per 1000 live birth from 1982 to 2015 (SVRS, 2015). The annual average reduction rate has been 2.3% with the highest reduction rate during 2010 to 2015 (4.6% annually).

Figure 3.5: Trends of U5 mortality rate, IMR and NMR (1982 to 2015)

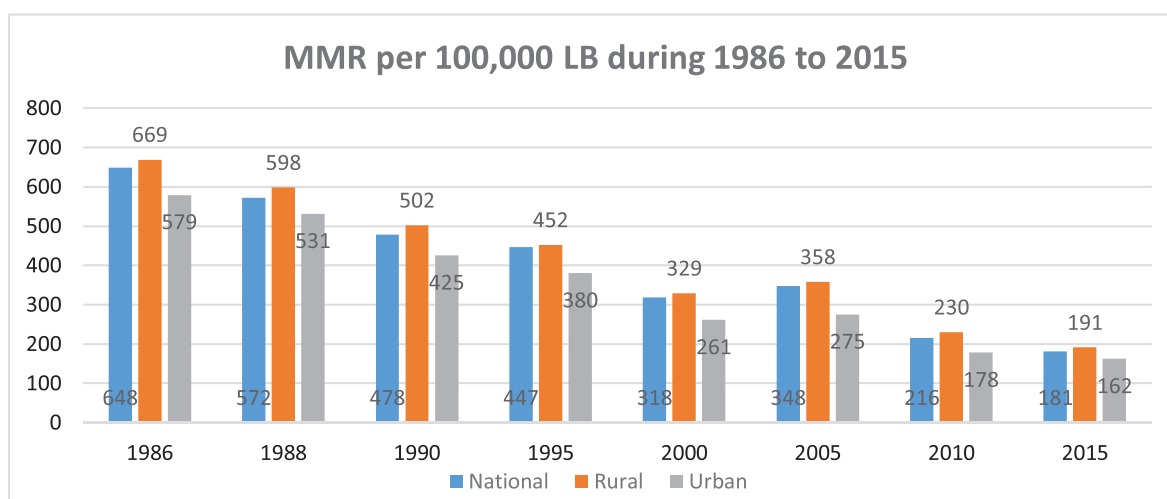


Source: Sample Vital Registration System (SVRS), BBS

**Maternal Mortality Ratio (per 100,000 live births):** Maternal mortality ratio reduced 72% during 1986 to 2015 which was 648 (Rural: 669, Urban: 579) to 181 (Rural: 191, Urban: 162) per 100,00 live birth (SVRS, 2015). The annual average reduction

rate has been 2.5% with the highest reduction rate during 1990 to 2000 (3.3% annually). The reduction of child marriage during this period has an impact in the reduction of MMR.

Figure 3.6: Trend of Maternal Mortality Ratio of Bangladesh

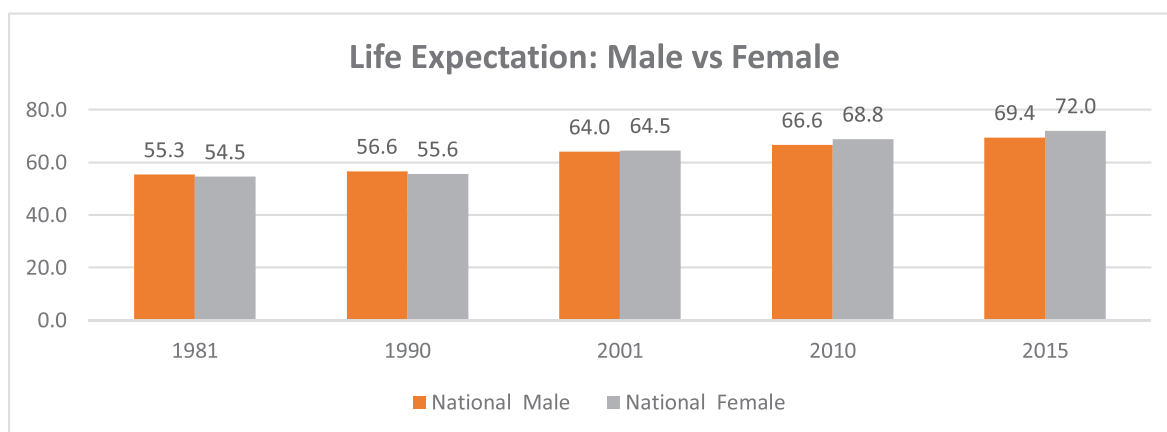


Source: Sample Vital Registration System (SVRS), BBS

Life expectancy of women as a ratio of life expectancy of men: In Bangladesh, notable progress has also been achieved in health indicators over the last 45 years. Total Fertility Rate reduced from 6.3 to 2.1 children per woman from the mid-1970s to 2015 (SVRS, 2015) while the contraceptive use rate has increased from 7.7% to 62.1% during the same period. Life

expectancy has increased from 46.2 to 71.6 years during 1974 to 2016. Bangladesh was among the few countries in the world where female life expectancy was lower than male. Reversing the past trend from 2001, women now live longer than men. Life expectancy of women as a ratio of life expectancy of men is 72.0: 69.4 (SVRS, 2015).

Figure 3.7: Average Life Expectancy at birth in Bangladesh



Source: Sample Vital Registration System (SVRS), BBS

### 3.4.3 Women's Economic and Political Empowerment and Participation

**Non-Agricultural Wage Employment:** The total labour force participation rate for females is 35.6% where the share of women in wage employment in non-agricultural sector increased from 19.1% to 24.2% during 1990 to 2015-16 (LFS 2015-16). The participation in mainstream economic activities by gender is shown in Table-3.2.

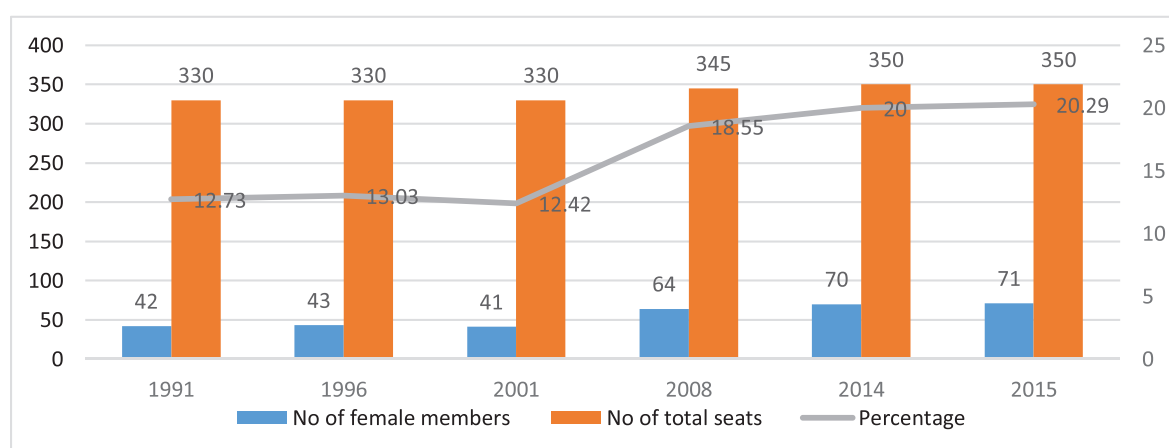
Table 3.2: Participation in mainstream economic activities

No	Indicator	Gender	1990	2005	2010	2015-16
1	Share of women in wage employment in agricultural sector	Female	45.5	66.54	40.84	13.2
2	Share of women in wage employment in non-agricultural sector	Female	19.1	14.6	19.87	24.2
3	Labour force participation rate	Female	23.9	29.2	36	35.6
		Male	84	86.8	82.5	81.9
4	Unemployment rate	Female	7.8	7.04	5.8	6.8
		Male	3.4	3.35	4.1	3.0

Source: Labour Force Survey (LFS), BBS

**Women in National Parliament:** In the last parliamentary election in 2014, women got directly elected in 21 Parliament seats, which is almost double as compared with the earlier election. In the current parliament, the Speaker, the Leader of the House, Leader of the opposition, Deputy Leader of the House are all Women. Bangladesh secured 7<sup>th</sup> position in the political empowerment score rank of the Global Gender Gap sub-index out of 144 countries. In the overall score, Bangladesh ranked 72 in 2016.

Figure 3.8: Female MPs in the Parliament in Bangladesh



Source: Bangladesh Parliament Secretariat

**Women's Rights:** The Government adopted the "National Women Development Policy (NWDP)" in 2011 that aims at eliminating all forms of discrimination against women and creating favourable environment for them to access to economy, education and health. Moreover, women's need and concerns have been incorporated in all sectoral plans and policies. A separate act to prevent violence against women and children is already in place (Nari O Shishu Nirjaton Domon Ain, 2000). Special skill development programmes have been introduced to develop women working force.

The Government is strongly committed to reducing child marriage in Bangladesh.

Prime Minister Sheikh Hasina committed at the UK Girl's Summit to end marriage for children under the age of 15 by 2021 and under the age of 18 by 2041. She also pledged to reduce the number of girls getting married between 15 and 18 by at least one-third by 2021. Towards strengthening prevention of child marriages through law enforcement, Bangladesh recently enacted the Child Marriage Restraint Act 2017. The Law has put a lot of emphasis on community responsibility, as well as that of local level public officials to actively prevent child marriages. The Government has prepared an action plan for all the districts of the country to eradicate child marriage. The Government has also drafted National Plan of Action on Ending Child Marriage.



### 3.4.4 Challenges

- Bringing parity in wage rate for women;
- Violence against women;
- Preventing child marriage;
- Ensuring conducive workplace environment for women;

### 3.4.5 Data Availability to Monitor the Implementation of SDG 5

There are nine (9) targets including three (3) Means of Implementation under this goal with 14 indicators to monitor the progress. However, metadata related to five (5) indicators is yet to be finalized by the UNSC (5.1.1, 5.5.1, 5.6.2, 5.a.1, 5.c.1). According to the “Data Gap Analysis for Sustainable Development Goals: Bangladesh Perspective Report (2017)”, one (1) indicator (5.3.2) is not relevant to Bangladesh and data related to seven (7) indicators are readily available in Bangladesh. The available baseline figures and their milestone targets against the SDG indicators are provided in Annex-4.

## 3.5 SDG #9: Build resilient infrastructure, promote inclusive and sustainable industrialization and foster innovation

### 3.5.1 Introduction

Bangladesh recognizes the importance of investment in infrastructure particularly in the areas of transport, irrigation, power and energy, industrialization, and ICT in achieving the SDGs. The 7<sup>th</sup> FYP prioritizes the need for improved power, energy, transport and other infrastructure in its growth strategy. The government believes that economic growth, social development and climate action are heavily dependent on investments in infrastructure, sustainable industrial development and technological progress.

### 3.5.2 Sector Performance

**Power Sector:** As a result of strong commitment of the Government, power generation capacity has reached 15,379 MW in FY 17. Transmission and distribution networks have also widened significantly. The access to electricity increased to 80% in FY 16 from the baseline of 48% in FY 10.

**Manufacturing Sector:** Rapid expansion of the manufacturing sector is important for the development of Bangladesh. At present, textiles and apparel are the leading manufacturing

industry in Bangladesh. The share of manufacturing in GDP has increased from around 14% in 1995-96 to nearly 21% in 2015-16. Due to the labour intensive nature, manufacturing sector constitutes a dominant position in terms of providing employment opportunity in the country. In manufacturing, the RMG sector has been traditionally a star performer. The RMG sector now accounts for the bulk of manufacturing employment (60%). However, we are also focusing on improving the performance of small scale manufacturing enterprises. We have done extensive research in this regard and come up with a three step strategy for the SME sector:

- Consolidating the naturally developed capabilities;
- Reorienting SME sector to help boost the export sector;
- Enhancing capacities to sustain the challenges of globalization;

As a measure to implement this strategy, Bangladesh Bank (BB) has already established a refinancing window of BDT 6000 million, supplemented by US\$125 million from ADB, and Yen 5000 million from the Government of Japan. So far, a total of 41,951 entrepreneurs (including 9,612 women entrepreneurs) have received funding from this refinancing facility.

**Fast-track Transformational Project:** The Government has taken up 13 transformational mega projects to be implemented on priority basis. The mega projects for roads and highways are the Padma Bridge, Metro rail, Padma bridge rail link, and Dohazari-Cox's Bazar-Gundum rail line. In the Utilities and Port sectors, the mega projects are Rooppur nuclear power plant, Rampal power plant, Matarbari power plant, Bhola gas pipeline, LNG terminal, Matarbari coal terminal, Petrochemical industry in coastal area, and Payra sea port.

**Highways and Bridges:** In addition to the Padma Bridge, the Government is also giving priority to the construction of a tunnel underneath the Karnaphuli River to lower congestion and improve roads transport movement. As far as the highways are concerned, the topmost priority is to convert important national highways into four lanes. Out of 3812 km National Highways in Bangladesh, 368 km highways have already been expanded to four or more lanes, which include the Dhaka Chittagong Highway. And further 1416 km is expected to be completed by 2020. Upgrading and improvement of Regional Highways and District Highways have also been started. According to Highways Development

and Management Survey Report in 2016, 79.61% National Highways, 69.21% Regional Highways and 52.92% District Highways remained in 'Good to Fair Condition'. The Government plans to raise 85% of all categories of highways to "Good to Fair Condition" by 2020.

Cross border trade and movement is also important for steady economic growth. Government is committed to upgrade its highway and transport networks to facilitate trades and cross-border movement of vehicles. Bangladesh is currently involved in several regional initiatives such as Asian Highway, SAARC Highway Corridor, SASEC Road Corridor, BCIM-Economic Corridor, BIMSTEC Road Corridor and BBIN Motor Vehicles Agreement.

**Urban Transport:** Government has formulated Strategic Transport Plan (STP) in 2005 which was revised in 2016 to be implemented during 2015-2035. There are provisions for 5 MRT (Mass Rapid Transit) Lines and 2 BRT (Bus Rapid Transit) Lines in STP. First 20.10 km long elevated MRT and 20 km long BRT Corridor from Gazipur to Hazrat Shahjalal International Airport is under construction. A contract has been signed to construct 46.73 km long Dhaka elevated express way from Hazrat Shahjalal International Airport to Kutubkhali of Dhaka-Chittagong highway.

**Rural transport:** Under the 6th FYP, we have constructed 28,697 km rural roads and 125,856 meter bridges/structures throughout the country. The Government has taken several strategies for comprehensive development of the rural road system which include:

- Road Master Plan
- Rural Roads & Structures Maintenance Strategy
- Enhanced involvement of Local Government Institutions (LGI) and
- Ensuring utilization and maintenance of built facilities.

**Railway:** The government placed special emphasis on railway communication by establishing a separate Ministry in 2011. The construction and reconstruction of 441 km rail line is under way. We are working with our neighbouring countries to expand cross border railway communication with a view to promoting enhanced people to people contacts and tourism.

**Water Transportation:** Water transportation in Bangladesh is primarily a private sector led business where Government's role has traditionally been in legislative and regulatory sphere as well as ensuring navigability of the river routes. We

have formed a River Protection Commission under the River Protection Commission Act, 2013 to prevent illegal encroachment, river pollution, illegal construction and other unlawful activities.

**Port Infrastructure:** The Government has decided to invest heavily in current port facilities and infrastructure for expanding trade and investment opportunities in the country. We have enacted Payra Port Authority Act, 2013 to establish a port at Payra in Patuakhali District. The port has already started functioning at a limited level and is expected to begin full-fledged operation by 2023.

**Civil Aviation:** We are working towards expansion and up-gradation of airports in the country including Hazrat Shahjalal International Airport. We have decided to upgrade the Cox's Bazar Airport to an international one with a view to promoting tourism.

**Public-Private Partnership (PPP) and SEZ:** The government has established Public Private Partnership Authority (PPPA) to manage PPP initiatives in Bangladesh. Under the 7<sup>th</sup> FYP, we expect the PPP investment to reach 2% of GDP. The Government of Bangladesh has established Bangladesh Economic Zones Authority (BEZA) which has undertaken an ambitious plan to set up 100 Special Economic Zones (SEZs) all over the country to encourage enhanced level of domestic investment and Foreign Direct Investment (FDI).

**Technology:** The Digital Bangladesh initiative calls for establishment of tele-centre/community e-centres with internet facilities all across rural Bangladesh. We aim at increasing tele-density to 70% by 2015 and 90 percent by 2021. We have been able to digitally connect all Ministries/ Divisions, and District offices. The Government has a plan to establish 2600 connections at Union level (lowest tier of local government) by the year 2018. We hope to ensure widespread access to internet at the grass root level by 2020.

The government continues its efforts to develop software capabilities through establishment of ICT Parks. We are offering public research grants and tax incentives to encourage private investment in software development.

*The vision of Digital Bangladesh is to ensure that citizens have access to ICTs for accessing information and knowledge required to perform their day-to-day activities*



### 3.5.3 Major Challenges

**Structural:** The proper implementation of the proposed infrastructure strategies will require significant institutional and regulatory reforms. A case in point can be urban transport sector reforms initiatives. In reforming urban transport sector, we need to consider many other factors including synchronization of the initiatives in transport sector with the overall urban management and development strategy.

Obviously, this is a tough task because of cross cutting issues and multi stakeholders' involvements. In the power sector also, there are multiple challenges in the fronts of power generation capacity, transmission, distribution, and diversification of production particularly moving towards renewable energy sources. Similarly, all other infrastructure investment areas have different level of structural constraints which require to be addressed.

**Implementation of Megaprojects:** In terms of implementing mega projects, the challenges primarily come in the form of land availability, relocation, protecting and maintaining environmental standard and ensuring local level participation.

**Financing:** To improve the infrastructure situation, Bangladesh requires huge financing from multiple sources. We continue our efforts to further improve the investment climate and adjust policy and regulatory framework to attract more financing in the form of domestic and foreign investments.

### 3.5.4 Data Availability to Monitor the Implementation of SDG 9

There are eight (8) targets including three (3) Means of Implementation (MoI) under this goal with 12 indicators to monitor the progress. Nevertheless, metadata related to three (3) indicators are yet to be finalized by the UNSC (9.1.1, 9.3.1, 9.3.2). Majority of the data under this goal will be generated by the National Statistical Office of Bangladesh. However, LGD, MoEF, FD, ERD, PTD will be responsible to produce some indicator related data either through administrative sources or by conducting surveys. The available baseline figures and their milestone targets against the SDG indicators are provided in Annex-5.

## 3.6 SDG # 14: Conserve and sustainably use the oceans, seas and marine resources for sustainable development

### 3.6.1 Introduction

With the peaceful delimitation of maritime boundaries with neighbouring Myanmar and India in 2014, the Government of Prime Minister Sheikh Hasina embarked on the journey towards unlocking the potentials from better access to sea and ocean resources. The blue economy is now well-recognized as a new 'development space' in Bangladesh. Shipping, sea ports, shipbuilding and recycling, marine fisheries, sea salt, coastal tourism, ocean energy, land reclamation, maritime surveillance, human resources development and governance have been identified as key priority issues for the development of blue economy.

Bangladesh has 118,813 sq. km in the Bay of Bengal which includes both territorial sea and Exclusive Economic Zone (EEZ). Total marine waters stand at 121,110 sq. km of which coastal waters and the shallow shelf sea constitute about 20% and 35% respectively. The rest 45% is in deeper waters. Almost all of Bangladesh's marine fishing is carried out in shallow and shelf waters, beyond which no fishing is being currently done due to lack of appropriate vessel, fishing technologies and human capacity.

### 3.6.2 Fisheries Resources

The fisheries resources play a significant role in fulfilling the demand of animal protein and socio-economic development of the country. More than sixteen million people of Bangladesh directly or indirectly depend on the fisheries sector. The Bay of Bengal of Bangladesh is blessed with rich coastal and marine ecosystems, hosting a wide range of biodiversity, such as fishes, shrimps, molluscs, crabs, mammals, seaweeds, etc.

### 3.6.3 Oil and Gas

World energy consumption has more than doubled over the past four decades, mostly driven by the developing economies. Increased economic activities demand more energy and nearly 62% is currently supplied from oil and gas, with about one third of this is shared by offshore production. Bangladesh is yet to assess the true potential of its offshore oil and gas prospects.

While an impressive gas success ratio of 3:1 (3 exploration wells drillings result 1 discovery) was observed in the onshore area, the success ratio in the offshore hovers around a less impressive ratio of 9:1. Notably, Some 26 Tcf (trillion cubic feet) gas reserve has so far been discovered in Bangladesh, of which only about 1 Tcf is located in the offshore areas.

### 3.6.4 Integrated Coastal Development and Exploration of Blue Economy in Bangladesh Delta Plan 2100

The engagement of the private sector in the Blue Economy is vital. Necessary capital investments, technology development and deployment and effective operations and management will be required to leverage the future opportunities which can only be met with significant participation from the private sector. Particularly the introduction of modern deep sea fishing vessels fitted with effective communication and signalling arrays coupled with satellite navigation and tracking will be essential in boosting production. Aside from oil and gas prospects in the Bay of Bengal, much work has not been done in investigating the potentials for the hydrogenous minerals in the context of developing a sustainable submarine mining industry. Opportunities exist for the private sector to engage in these surveys and investigations, which will require significant partnerships with international firms as well.

### 3.6.5 Actions to Achieve the SDGs Targets within 7<sup>th</sup> FYP (2016-2020) in Oceans, Seas and Marine Resources

- Developing Waste Reception Facilities at port(s) and contingency plan to fight against oil spillage
- Identifying Marine Ecological Critical Area
- Creating Coastal Green Belt
- Formulating National Marine Fisheries Policy during the 7<sup>th</sup> FYP
- Developing Inventory of Marine Biological Resources, particularly in recently resolved South-West waters of EEZ (19,467 sq. km)
- Promoting technology for production of seed for culturing marine fish and seaweed
- Protecting around 5% of coastal and 1.34% of marine areas by 2020
- Extending fishing areas using new technologies and methods even beyond EEZ in the international waters
- Developing capacity for the relevant agencies, strengthening of monitoring, control and surveillance system in the Bay of Bengal.

### 3.6.6 Sustainable Fisheries Production and Management

Stock and maximum sustainable yield/total allowable catch (quota) must be determined thorough assessments on a regular basis. Therefore, capacity development and proper actions in the marine fisheries sector should be brought to immediate focus.

Conservation of fish biodiversity and healthy stock will remain keys to the success in this sector in the long run. Suitable areas in the EEZ and coastal waters will be declared as Marine Protected Areas (MPA) of appropriate kind to facilitate conservation and protection of fish breeding, nursing, growth, migration, habitats, etc.

Land based pollution consisting primarily of solid wastes (e.g. plastics, polythene, and toxic substances) and untreated industrial effluents must be banned from entering into the rivers and

- *The Bay of Bangle of Bangladesh is blessed with rich coastal and marine ecosystems, hosting a wide range of biodiversity, such as fishes, shrimps, molluscs, crabs, mammals, seaweeds, etc.*
- *Given Bangladesh's rapid growth and recent favourable resolutions of long standing maritime boundary disputes, this ocean and water resource centric approach will provide the basis for enormous economic development in the near future*

sea, and be enforced with rigor and determination, if the habitats and the lives of fishes are to be protected. Shore-based and ship-borne pollution should also receive due importance.

No industrial practices should be allowed without Strategic Environmental Assessment (SEA) on the continental shelf and onshore areas which may cause destruction and degradation of fish habitats, mangrove ecosystem and decline of fish stocks.

Such activity may also include irresponsible and destructive means of oil and gas explorations/ exploitation. Special attention should be given to the Outstanding Universal Value (OUV) of the Natural World Heritage Site of the Sundarbans and should avoid disturbance to this ecosystem.

### **3.6.7 Maintaining Existing and Creating New Maritime Industrial Fronts**

Shipbuilding has already been proven as a highly effective industry for the economy of Bangladesh. It should be promoted and nurtured in all possible ways, including its horizontally and vertically linked businesses, and given opportunities and incentives for growth and expansion.

Likewise, marine biotechnology and industries based on biotechnology research are now overdue. Universities and research institutions will be encouraged and given funding & logistics for opening this promising discipline for future industrial growth.

### **3.6.8 Extending Marine Fishing Horizon**

Bangladesh's marine fishing is effectively limited to the continental shelf only. This limitation in fishing area is primarily due to smaller tonnage of the vessels, and also due to fishing gear preference of the operators.

The implications of this limited fishing zone are threefold, firstly, fishing effort is intense on a smaller space and volume of water putting excess pressure on the stock therein; secondly, some open ocean high value fishes only rarely appear in Bangladeshi fish catch despite their availability in deeper areas; and finally, the large area within the EEZ and beyond has tremendous untapped potential.

It is, therefore, imperative for Bangladesh to create the necessary environment to encourage fishing operators to venture into deeper and open ocean areas with high-tonnage vessels, using alternate gear, such as tuna long-lines and hooks, and expanding the fishing horizon not only on the geographic front, but also on economic and nutritional fronts.

### **3.6.9 Development of Maritime Human Resource**

Bangladesh is in a suitable position to produce skilled human resources in almost any sector imaginable. A thrust in blue economic growth may come from a large army of skilled coastal and offshore engineers, navigators, foresters, mangrove ecologists, merchant mariners, fisheries technologists, biotechnologists, etc. and in a variety of other related professions.

Targets to produce skilled human resource hiring international experts to train skill providers in potential new trades for domestic and international job markets, and its export will be given special attention in strategic planning.

### **3.6.10 Redesigning Tourism Industry**

The tourism industry, despite its huge potential and recent developments, still remains locked in a 'go-see-dine-sleep' model of the past years. In spite of growing appetites, 'action tourism' (e.g. tracking, climbing, surfing, diving, boating, sport fishing, etc.) is virtually non-existent.

Coastal and marine tourism has great potentials for expansion not only in terms of activities, but also of destinations, modes of travel and accommodations, amenities, target demographics, and overall philosophy.

This sector should undergo an overhaul - in planning and operation, to include, for example, luxury marine cruises to distant destinations. Ecotourism may be promoted in the area. The tourism sector also should be a major face in the development of marine policy, laws and regulation.

### **3.6.11 Expanding Shipping and Commerce**

The shipping industry in general and the ports in particular, are already contributing a large proportion to the country's economy and growth. However, the true potential is far from being tapped yet. Bangladeshi cargo fleet carries only a small portion of import and export commodities.

Expansion of the fleet in terms of its size and capacity, and of destinations will substantially lift the economic face of the country in a short time. Due attention will be given to the protection and conservation of the World Heritage Site while expanding shipping and commerce in the area.

### **3.6.12 Consideration of Climate Change Issues in Conservation, Management and Sustainable use of Ocean and Seas Resources**

Human induced Climate Change and associated phenomena including ocean acidification, ocean warming, sea-level rise, weather and climate shift, changing rainfall patterns, intensification of tropical cyclones, etc. have put a tremendous pressure on marine life, ecosystem, coastal, biodiversity, marine resources etc.

Further increase in GHG gases like carbon dioxides in the atmosphere will add salt to already-caused problem in the ocean and seas. In response to the global call to address the issue, Bangladesh has already submitted Nationally Determined Contribution (NDC) to UNFCCC with a view to cut GHG emission at 5% unilaterally and up to 15% with necessary support by 2030.

A roadmap to implement NDC is under preparation. The implementation of the activities of NDC should be supported by the relevant global community early.

The existing Green Belt initiatives of the Government should be strengthened further. Protection of coastal zones and islands by mangrove afforestation should continue. Policies, Strategies and action plans including new and existing, should update/ include climate change dimensions and mainstreamed with the national planning process.

Existing adaption and mitigation actions taken by Bangladesh should be backed by enhanced actions with full support from relevant country parties and other sources.

### **3.6.13 Maintaining River System and Ecosystem Health**

River systems and inland water resources should be maintained and managed in a way to support fish populations, navigability and sediment transport to the coastal areas. Blocking of stream flow of any kind should not dominate the irrigation agenda.

Ecosystem management should be a goal of both integrated water resources management and marine and coastal zone management. Ecological monitoring may be carried out on regular basis to monitor river ecosystem health.

### **3.6.14 Science and Research**

Study of the science of the oceans and the coastal zone and associated research should be given high priority. Universities involved in the study of marine sciences, marine fisheries, coastal zone management, oceanography, mangrove ecosystem etc. should be given research funding and facilities; science based knowledge acquired at these institutions should be incorporated in policy and planning processes.

The activities of the National Oceanographic Research Institute (NORI) will be enhanced and joint research projects with universities/industries should be launched based on tapping of national marine resources priorities. A national marine science data infrastructure should be developed.

### **3.6.15 Integrated Policy and Strategy, Inter-agency Coordination and Marine Spatial Planning**

An integrated coastal and ocean management policy and framework will be developed and run by a special task force at the highest level of the government to ensure proper coordination and integration among different ministries and line agencies. Marine Spatial Planning (MSP) is required for addressing specific ocean management challenges and advancing the goals of economic development and conservation.

### **3.6.16 Data Availability to Monitor the Implementation of SDG 14**

According to the "Data Gap Analysis for Sustainable Development Goals: Bangladesh Perspective Report (2017)", 60% data related to this goal is not available in the existing data generation system of Bangladesh. There are 10 targets including three (3) Means of Implementation under this goal with 10 indicators to monitor the progress. However, metadata related to eight (8) indicators are yet to be finalized by the UNSC (14.1.1, 14.2.1, 14.3.1, 14.6.1, 14.7.1, 14.a.1, 14.b.1, 14.c.1). To overcome the challenges of data availability of SDG 14, the Bangladesh Bureau of Statistics (BBS), the National Statistical Office (NSO), has taken steps to generate appropriate data in consultation with relevant Ministries/Divisions. The baseline figures and their milestones targets for 2030 of the indicators whose data is available are given in Annex-6.

### **3.6.17 Voluntary Commitment**

Bangladesh promises the following as voluntary commitments during the Ocean Conference (5-9 June 2017) in New York:

- By 2025, we will prevent and significantly reduce marine pollution of all kinds, particularly from land-based pollution (Target 14.1)
- We will declare 5% of marine areas (7500 square km) as marine protected area by 2020 (Target 14.2)
- By 2020 we will effectively regulate over-fishing, illegal, unreported and unregulated fishing and destructive fishing practices in marine areas (Target 14.4)

### 3.7 A Snapshot of Thematic Analysis

The report focus on seven thematic areas namely poverty, hunger, health, gender, infrastructure, life under water, and means of implementation. In terms of the analytical framework of the report, it primarily highlights on the lessons learnt about how investments in these areas could yield best possible results and effectively contribute towards overall socio economic development of the country in line with 2030 Agenda.

Poverty undermines basic human dignity and value system. Keeping this in mind, the reduction of the poverty had been at the heart of all our national plans, policies and strategies. We have achieved impressive progress through numerous demand and supply side interventions in poverty alleviations since independence. Yet, a large number of population remains below poverty line.

Again, a significant proportion of population live on the borderline of poverty and bears the risks of falling into poverty trap if they are faced with any sudden shocks.

The current demand side instrument of the country for tackling the poverty is the National Social Security Strategy which is built on life cycle approach. Our future success in poverty front will largely depend on the successful implementation of this strategy.

In order for achieving SDG targets regarding food security and hunger, Bangladesh based its strategies primarily on the development of agricultural sector. We have introduced many fiscal incentives and heavily invested in research to make sure the agricultural sector grows in a sustainable manner to fulfil the demands of our growing population.

We have already achieved near self-sufficiency in cereal production. Unfortunately, however, 26 million people still suffer from hunger. We have challenges in the areas of the prevalence of undernourishment, stunting, wasting, underweight and overweight in children under five years of age. The 7<sup>th</sup> FYP has outlined strategies to overcome these challenges.

Bangladesh has significant achievements in health sector. We have performed better on many indicators in this sector with relatively lower investment than many of our neighbours.

Although we are one of the most densely populated countries in the world, we have been successful to include ourselves in the

medium human development category with life expectancy of 72 years. We are, however, facing significant challenges in the fronts of ensuring quality health care services in rural areas, rise of non-communicable disease, awareness about unhealthy lifestyle and practices etc.

The rise of women leadership and achievements in women empowerment have been phenomenal in Bangladesh. The driving forces for this success are government's assistance in girl's education, supportive policy, easy access to microfinance and the growth of Ready Made Garment's industry. Yet, we have challenges in the areas of workplace discrimination, domestic violence, child marriage, gender parity in tertiary education, and participation in labour force.

Infrastructure is a key driving force for sustained economic growth. The Government has mobilized huge resources to invest heavily in basic infrastructure including roads, highways and bridges, power and energy, seaports and airports, and economic zones. The idea is about creating congenial environment for enhanced domestic and international investments, creating jobs, and spurring innovation.

Prime Minister Sheikh Hasina has taken personal initiative to launch 13 mega projects to mitigate infrastructural gaps, which are expected to contribute not only to the investment sectors but also to the overall socio economic development. The primary challenges, however, are institutional and regulatory reforms, land constraints, and capacity in terms of human capital, financing and other resources.

After the peaceful delimitation of maritime boundaries with neighbouring Myanmar and India, the Blue Economy emerged as a vibrant sector for Bangladesh offering huge economic opportunities.

The Government has identified shipping, sea ports, shipbuilding and recycling, marine fisheries, sea salt, coastal tourism, ocean energy, land reclamation, maritime surveillance, human resources development and governance as key priorities with potentials to contribute significantly to our socio economic development.

We have outlined specific strategies in both 7<sup>th</sup> FYP and Delta Plan 2100 to reap maximum benefits that the ocean can offer. The challenges are lack of capacity and knowledge, resource



constraints, and adequate financing. As for example, we have not been able to expand marine fishing beyond shallow and shelf waters due to lack of appropriate vessel, fishing technologies and human capacity.

We are also concerned about the health of the ocean although our contribution to ocean pollution has historically been insignificant. We are committed to contribute our part to preserve the ocean and ensure its sustainable use in future and stand ready to be part of international solidarity among governments, citizens, and business in this regard.

Bangladesh recognizes the importance of global partnership in achieving SDGs. In that sense, we consider goal 17 as central and value its structural relations with other goals.

Indeed, partnership and resource mobilization—two key components of goal 17 have overarching influence on the success of other 16 goals. In our context, financial constraints appear to be the biggest obstacle for implementation of SDGs.

We have considerable challenges in the areas of mobilizing domestic resources, efficiency gain in public expenditure, scaling up official development assistance and attracting FDI. We are keen to remain part of all possible means of global cooperation including through South-South, North-South and Triangular partnerships to overcome these challenges.

## 3.8 Institutional Mechanisms

Bangladesh has taken up following institutional measures to implement the SDGs:

### 3.8.1 Mapping of Key Ministries and Government Agencies

The government has mapped out lead, co-lead and associate Ministries against each goal and target of the 2030 Agenda and published a book titled “Handbook on Mapping of Ministries by Targets in the Implementation of SDGs aligning with 7<sup>th</sup> Five Year Plan (2016-2020)”. This exercise is expected to bring about synergistic impacts by avoiding duplication of efforts.

### 3.8.2 Data Gap Analysis for SDGs Monitoring

Data gap is a major challenge for performance assessment of SDGs implementation. Keeping this in mind, we conducted a review of various means of data generation in the country. We documented the findings in “Data Gap Analysis for Sustainable Development Goals (SDGs): Bangladesh Perspective (January, 2017)”, which is expected to be an effective instrument for monitoring the SDGs achievement.

The analysis reveals that Bangladesh has readily available data for 70 indicators and partially available data for 108 indicators. We need to devise new mechanism for data mining for the remaining 63 indicators.

### 3.8.3 Web-based Data Repository System for Result-based M&E

A macro level data repository system is in progress under the Access to Information (a2i) Project of Prime Minister’s Office so as to get updated information on a regular basis and to expedite the assessment of performance in SDGs. The data repository system will gather all relevant information and statistics, all relevant outcome and output indicators of results framework of medium term plan and SDGs. The system is aimed at facilitating data analysis, reporting, progress tracking, monitoring and evaluation, thus helping policy decision.

### 3.8.4 National M&E Framework for SDGs

We are working towards developing an SDG Monitoring & Evaluation Framework based on the Data Gap Analysis Report. We planned to a series of consultations involving all relevant stakeholders.

### 3.8.5 SDGs Needs Assessment and Financing Strategy

We have done an estimate to determine the financing needs for SDGs implementation with a view to mobilizing internal and external resources. The preliminary assessment reveals that we may require around US\$ 928.48 billion additional resources for full implementation of SDGs.

## *Chapter 4*

# **Means of Implementation**

## SDG # 17: Strengthen the means of implementation and revitalize the global partnership for sustainable development

### 4.1 Introduction

The importance of global partnership in achieving SDGs can hardly be overemphasised. The preamble of the SDGs declaration identifies partnership as one of the five Ps capturing the broader scope of the 2030 Agenda.

Goal 17 of the Agenda exclusively focuses on the global partnership theme and highlights the same as one of the driver goals to achieve the other goals of the Agenda.

The 60<sup>th</sup> paragraph of the declaration reinforces further the significance of “revitalized and enhanced Global Partnership” to achieve the goals and targets of SDGs. Addis Ababa Action Agenda and its policies and actions have also identified revamped partnership in different forms, i.e. South-South, North-South and Triangular as an integral part of SDGs realization.

Bangladesh has initiated the process of implementing the 2030 Agenda through several coordinated measures. We have prepared and adopted Mapping of Ministries by Targets in the implementation of SDGs aligning with 7th Five Year Plan (2016-20), according to which responsibilities of the relevant Lead and Co-Lead ministries in achieving the SDG 17 targets and indicators have been identified (Table 4.1).

In preparing this report, we analysed our performance with regard to policy formulation and implementation. All five categories (i.e. Finance, Technology, Capacity Building, Trade and Systemic Issues) have been analysed in the light of previous experiences. In doing so, we have taken into account our learnings and experiences during the MDG period and the first year of SDGs implementation.

Table 4.1: SDG 17 at a glance with the identified responsible Ministries of Government of Bangladesh to achieve the corresponding targets and indicators

SDG 17: Strengthen the means of implementation and revitalize the Global Partnership for Sustainable Development (under different prescribed categories)							
	Finance	Technology	Capacity Building	Trade	Systemic issues		
					Policy and institutional coherence	Multi-stakeholder partnerships	Data, monitoring and accountability
Targets	17.1-17.5	17.6-17.8	17.9	17.10-17.12	17.13-17.15	17.16-17.17	17.18-17.19
Lead Ministry	PMO, FD ERD, IRD, FID	MoST MoEF ICTD PTD	MoFA ERD, MoE, MoEF, MoP, MoPA MoEWOE	MoC MoFA	PMO FD GED	PMO MoFA, NBR ERD, GED MoEWOE	SID Cabinet Division, PMO

Source: GED, Planning Commission



## 4.2 Finance

### 4.2.1 Domestic Resource Mobilization

We recognize the importance of domestic resource mobilization and has given its due priority in our national policies, plans and strategies. We would, however, like to put equal emphasis on the need for international support to help us mobilizing resources for SDGs implementation.

The 7<sup>th</sup> Five Year Plan of the Government emphasised domestic resource mobilization to achieve the priority development goals with special focus on human resources development, enhanced productivity, environmental sustainability and infrastructure development. The Plan offers important guidelines for increasing revenue-GDP ratio significantly, which had remained almost stagnant at 10-12% for years (Figure 4.1).

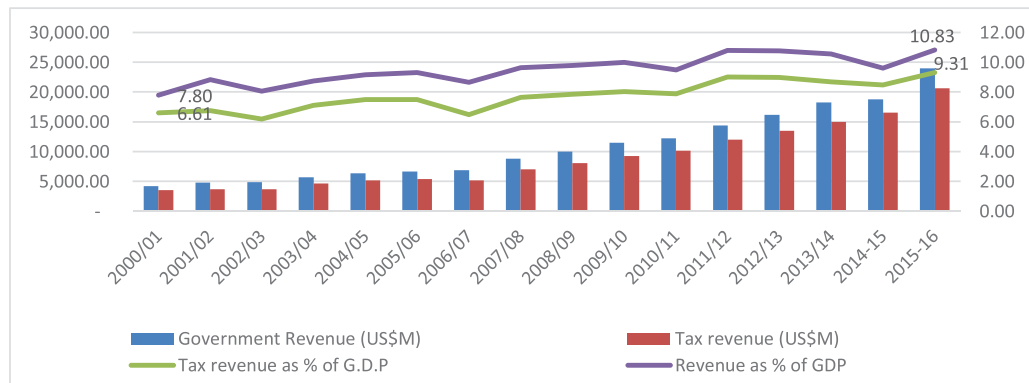
The Plan has targeted to elevate revenue-GDP ratio to 16.1% by FY 2019-20. In order for achieving this target, the required revenue growth rate would need to be about 24% per annum

during the whole Plan period. We are confident of achieving this tough target. We stand ready to do our part and expect international community to provide reform support through training, capacity building and exposure to best practices.

Given our past performance in Revenue-GDP ratio, we reckon that we would require intensive efforts to change the tide. We have already taken some concrete actions in the area of Tax Policy Reforms which include, among other things, enactment of VAT and Supplementary Duty Act 2012, and drafting of a new Direct Tax Code. Both the income tax and indirect tax administration reforms are going on along with digitization of tax collection.

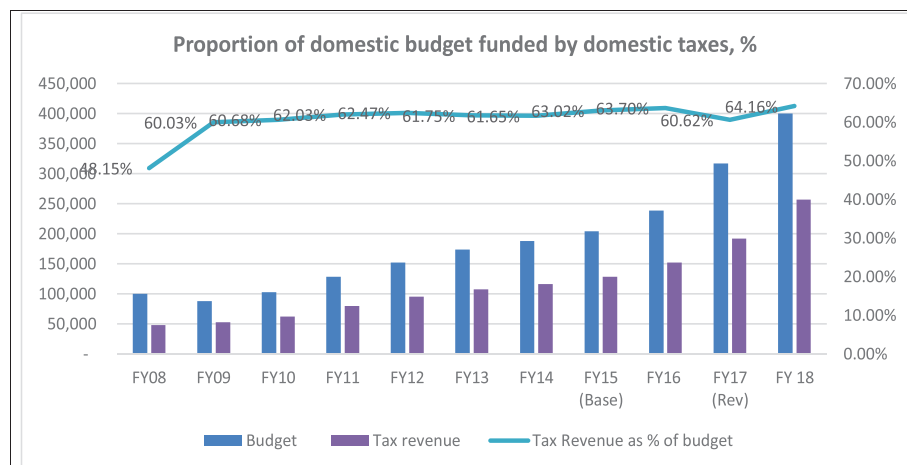
The proportion of domestic budget financed by domestic revenue is shown in Figure 4.2. It depicts that the expenditure of the Government mostly depends on domestic taxes (about 63%), whereas dependency on domestic and external loan is around 37%.

Figure 4.1: Domestic Resource Mobilization since the inception of MDGs



Source: NBR, BBS

Figure 4.2: Proportion of domestic budget funded by domestic taxes, %



Source: FD, NBR

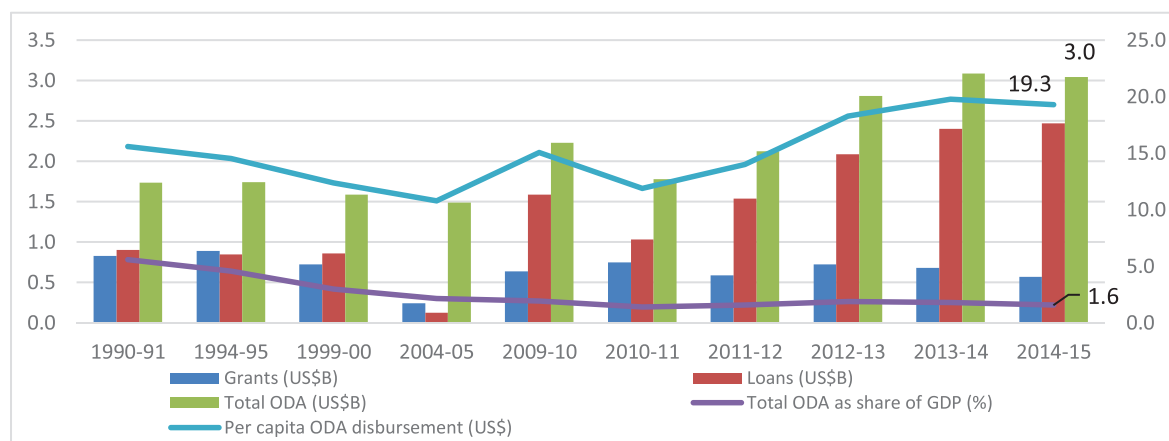
#### 4.2.2 Official Development Assistance (ODA)

ODA has been identified as an important source of financing to implement 2030 Agenda both in our national framework and internationally. Addis Ababa Action Agenda offers policy suggestions regarding ODA for the developing countries and LDCs. We recognize ODA as an important window of cooperation between the North and the South.

The net ODA received by Bangladesh was US\$ 1,732 million in 1990-91 and the amount went up to US\$ 3,043 million in 2014-15. On an average, Bangladesh received US\$ 1,788 million ODA every year.

Bangladesh is aware of different challenges regarding effectiveness on ODA and working together with the development partners to address those.

Figure 4.3: ODA received in Bangladesh during FY91-FY15



Source: ERD

The global scenario of partnership in terms of ODA has not been so encouraging so far. Paris declaration and 2030 Agenda recognized this fact. In the recent past, we observed a moderate increase in the flow of ODA toward developing and the least developed countries.

UNDESA suggested that in 2015, net ODA from member countries of the Development Assistance Committee (DAC) of the Organization for Economic Co-operation and Development (OECD) totalled \$131.6 billion which was 6.9% higher in real terms than in 2014.

The figure seemed apparently optimistic. Notably, however, only seven countries out of 34 member-states of OECD met the United Nations target for ODA of 0.7% of gross national income in 2015 which are Denmark, Luxembourg, the Netherlands, Norway, Sweden, the United Arab Emirates and the United Kingdom.

In the case of Bangladesh, the disbursement of ODA as a proportion of GDP has fallen from 5.59% in 1990-91 to 1.56% in 2014-15. Per capita ODA disbursement fluctuated between US\$ 15.60 and US\$ 19.27 during this period (Figure 4.3).

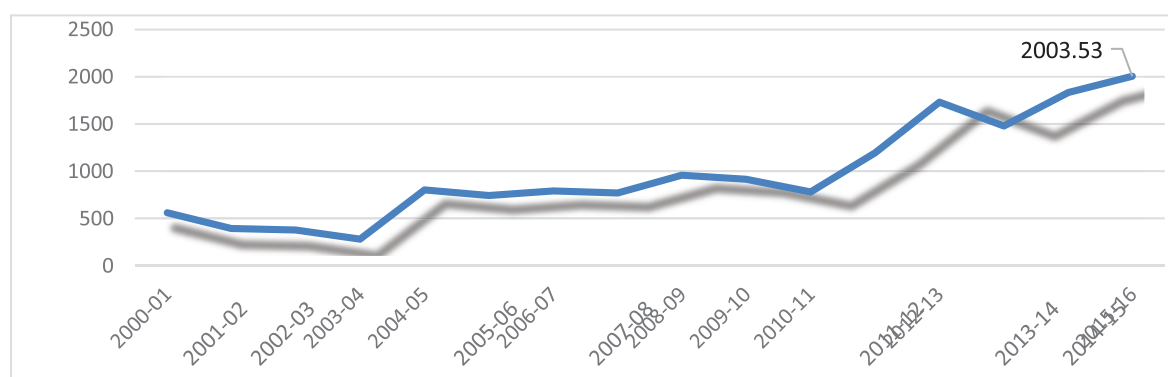
#### 4.2.3 Additional Multiple Sources of Financing

**Foreign Direct Investment (FDI):** Other than official development assistance, the 2030 development agenda also puts due emphasis on additional financing scopes from multiple sources such as FDI, remittances and South-South Cooperation.

Bangladesh has mixed experience in exploring the opportunities of FDI to support its endeavour for socio-economic development. Recently, Bangladesh Investment Development Authority (BIDA) has been established by merging two institutes namely Board of Investment (BoI) and Privatization Commission. In recent years, FDI inflow has increased and reached US\$ 2.0 billion in FY 2015-16.

However, the pace has not been higher than the regional counterparts. The 7<sup>th</sup> FYP envisioned attracting US\$ 9.6 billion FDI in FY 2020. We are working hard to improve our position in doing business index and creating a much congenial investment climate by investing heavily on infrastructure, energy and transportation to reach that target.

Figure 4.4: Total Foreign Direct Investment (FDI) flows in Bangladesh during FY01-FY16

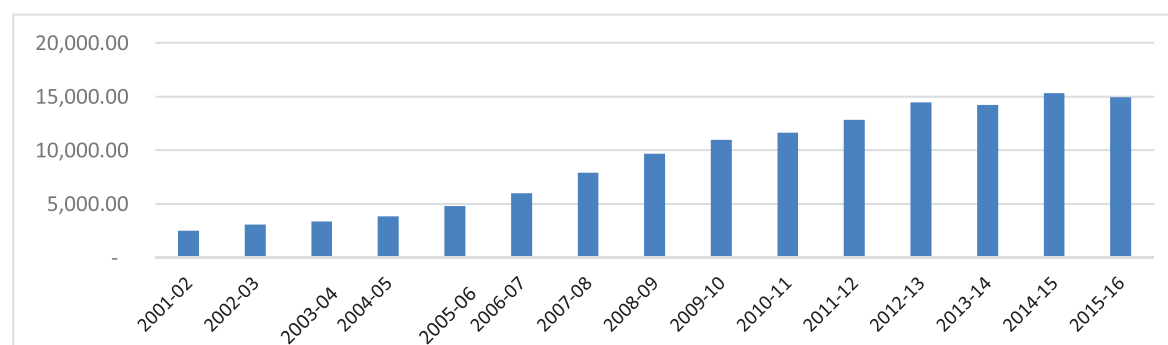


Source: Bangladesh Bank

**Remittance:** Remittance has huge potentials to emerge as an important source of financing for SDGs. While it generally channels through individual level, the government has introduced many fiscal incentives including Wage Earners' Bond to encourage higher level remittances.

Dialogue (ADD), Budapest Process, Global Forum on Migration and Development (GFMD), Global Compact on Migration (GCM). The Government has recently decided to abolish all charges for remittance through formal banking channel. This initiative is expected to substantively discourage informal channels of money transfer.

Figure 4.5: Remittance inflows towards Bangladesh in Million US\$



Source: Bangladesh Bank

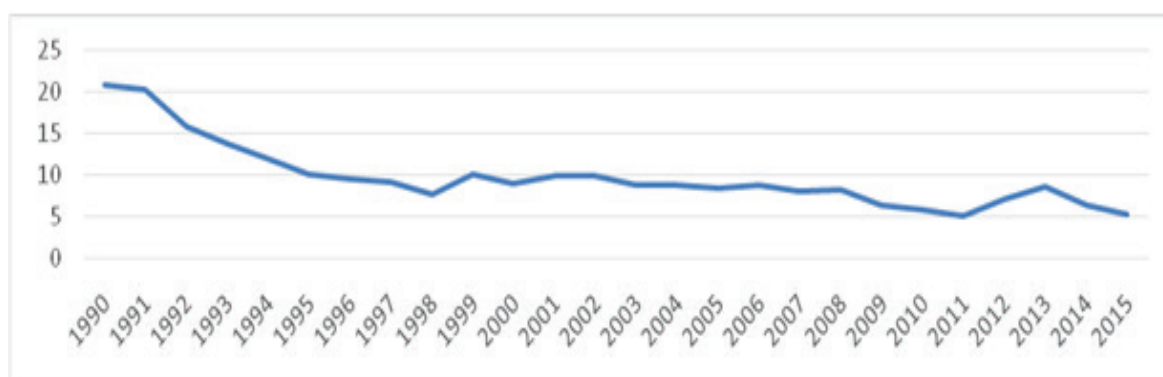
Bangladesh has more than 8.0 million expatriates living and working abroad, with huge concentration in Middle East and South-East Asia. The amount, non-residential Bangladeshis remit each year, is around US\$ 15 billion (Figure 4.5).

The higher cost of remitting faced by the overseas employees appear to be a major impediment for ensuring its effectiveness as a financing tool. Both the sending and receiving countries of workers need to play their part to remove the obstacles to overseas employment and remittance inflows.

To ensure and promote safe, regular and responsible migration in line with the SDG target 10.7, the Government of Bangladesh has been engaging itself with different regional and global forums such as Colombo Process (CP), Abu Dhabi

**Debt Sustainability:** At about 35% of GDP, the level of government debt in Bangladesh is not high by any international standards. And, it has been showing a declining trend in relation to GDP in recent years. Notably, in the history of Bangladesh, it never failed any debt repayment instalment. Indeed, Bangladesh has always been a star performer in managing debt. Debt-GDP ratio, especially the external debt had always been below the IMF declared risk level. Debt service as a percentage of Export has a long declining trend since 1990s as the trade openness expanded the export volume (Figure 4.6).

Figure 4.6: Debt Service as a Percentage of Exports of Goods and Services, 1990-2015



Source: Flow of External Resources 2014-2015, ERD

### 4.3 Technology

We have been working hard to transform Bangladesh into a digitally advanced country as envisioned in the government's Vision 2021. We have taken initiatives to utilize South-South co-operation for widening internet connectivity.

We have collaborated with Nepal, Bhutan and India to establish a regional information highway through South Asian Sub-regional Economic Cooperation (SASEC) in order to ensure broadband information communication, information related knowledge exchange and access to ICT in inaccessible areas.

Furthermore, we are implementing a project called "Installation of Wireless Broadband network for Digital Bangladesh (4G, LTE)", which is expected to make high speed fibre optic cable network available for everybody. This project will cover all 64 districts, and 300 Upazilas with an approximately 19,000 km optical fibre cable network.

### 4.4 Capacity-building

Bangladesh joined the global community's journey for implementation of 2030 Agenda very early. We had the opportunity to develop the national plan, the 7<sup>th</sup> Five Year Plan (2016-

*The major obstacle for implementation of SDGs for Bangladesh happens to be in the areas of finance; mainly in mobilizing domestic resource, scaling up official development assistance and attracting FDI.*

20), in light of SDGs. While we have been working with the 7<sup>th</sup> Five year plan at the domestic level, the 2030 Agenda was in the process of making at the UN. This offered us a tremendous opportunity to integrate the priorities of 2030 Agenda in the 7<sup>th</sup> Five year plan (2016-2020).

The SDGs were also given emphasis while setting up the priority areas of the 7<sup>th</sup> FYP. However, we reckon that implementation part of the 2030 Agenda in alignment with 7<sup>th</sup> FYP is going to be more challenging than planning part. As any other developing countries, Bangladesh lacks capacity in taking up the multifaceted challenges that SDGs implementations are expected to offer.

### 4.5 Trade

International trade has been identified as a great window of cooperation among the developed, developing and least developed countries in the SDGs front. We reckon that the implementation of the Doha Development Agenda and subsequent rounds of World Trade Organization (WTO) as well as Nairobi (2015) and Bali (2013) Packages are going to be critical for trade to evolve as an important enabler in the SDGs implementations.

Here, it is important to point out the institutional initiatives through which countries like Bangladesh, as an LDC, receives preferential treatment in trade. There are primarily four categories of initiatives namely (a) various WTO provisions providing special and differential

treatment (SDT) (b) autonomous, non-reciprocal initiatives through various countries' Generalized System of Preferences (GSP) schemes (c) preferential market access initiatives of various regional trade agreements (RTAs) (d) bilateral trade initiatives. Bangladesh has been able to take significant advantage of the preferential market access provided under the aforesaid initiatives. Lower-duty or duty-free entry has given Bangladesh's exports a competitive edge in developed and developing country markets. We have emerged as a leading exporter of apparels in the global market. Notably, in FY 2015-16, value

by exporting other products which are eligible for preferential market access. The challenges, however, are lack of GSP coverage, weak ability to comply with Sanitary and Phytosanitary Measures (SPS), Technical Barriers to Trade (TBT) agreement, Non-Tariff Barriers (NTBs), and inadequate trade-related supply-side capacities. A particular case in point is the market access issues for Bangladesh apparel products in the USA. As the USA does not offer DFQF facilities to our RMG products, every year we pay more than USD 500 million as duty which is three times higher than the total aid received by Bangladesh from the USA. We need

Table 4.2. Export of Bangladesh to the countries granting DFQF treatment in FY 2015-16	
Country	Value in US\$ million
Canada	1,112.88
China	808.14
India	689.62
Japan	1,079.55
Korea, Republic Of	280.09
Turkey	661.89
Russian Federation	314.29
European Union	18,687.79
Australia	705.64
New Zealand	73.63
Switzerland	125.66
Norway	142.06
Total DFQF Export	24,681.23
Total Export of Bangladesh	34,241.82
Share of DFQF Export (%)	72.08%
Source: EPB	

of export from Bangladesh to preference granting countries was US\$ 24.7 Billion, which accounted for 72% of total export of Bangladesh (Table 4.2). According to available information, majority of export to those countries enjoyed DFQF facilities under LDC preferential Scheme.

Since developed country markets account for about 90% of Bangladesh's total exports, preferential market access in these countries is of special significance to us. Bangladesh's export basket has so far remained limited to RMG. We need to take advantage of potential opportunities

cooperation from the developed countries in sustaining and expanding our trade capacities as well as transferring a substantive portion of our trade gains to SDGs implementation.

## 4.6 Private Sector Partnership

The Government of Prime Minister Sheikh Hasina is keen to ensure private sector participation in SDGs implementation. We are keen to engage them more than ever before to ensure their sustained contribution to the SDGs. A large number of targets of SDGs are related to growth,

employment, and the delivery of key services such as education, health and sanitation, where participation of private sector is indispensable.

#### **4.7 Data Availability to Monitor the Implementation of SDG 17**

There are 19 targets under this goal (goal with the highest number of targets) with 25 indicators to monitor the progress. However, metadata related to six (6) indicators are yet to be finalized by the UNSC (17.5.1, 17.6.1, 17.7.1, 17.14.1, 17.17.1,

17.18.2). According to the “Data Gap Analysis for Sustainable Development Goals: Bangladesh Perspective Report (2017)”, data related to seven (7) indicators are readily available in Bangladesh.

Once the metadata is finalized, the NSO will take appropriate steps to generate relevant data in consultation with relevant stakeholders. The available baseline figures and their milestone targets against the SDG indicators are provided in Annex-7.

## *Chapter 5*

# **Next Steps**

## 5.1 Way Forward

The previous chapters highlight our implementation status of SDGs and also the preparedness to take up challenges. We have particularly examined how well the SDGs fit into our national development plans namely 7<sup>th</sup> FYP (2016-2020). SDGs implementation is an ongoing process. As such, our SDGs journey will coincide with two more national plans i.e. 8<sup>th</sup> FYP (2021-2025) and 9<sup>th</sup> FYP (2026-2030). We reckon that we are at a very nascent stage of SDGs implementation. As we move forward, we have identified the following steps to double pace our efforts:

- The Government of Bangladesh envisions transforming Bangladesh into a developed country by 2041. We have now a perspective plan in place (2010-2021) under which we are working towards transforming Bangladesh a middle income country by 2021. Essentially, as we are working on our next perspective plan (2021-2041), we will ensure proper reflections of SDGs issues in it.
- The Government is in the process of finalizing the SDGs Action Plan. This would make it much easier to allocate adequate resources to Ministries/ Agencies in their respective annual budgets for sector specific projects and initiatives.
- The Government has taken up a bottom up approach to prepare a clear roadmap for localisation of the 2030 Agenda through proper consultation with local government institutions.
- In order for ensuring “Whole of Society Approach” in our future SDGs efforts, we will develop institutional mechanisms to regularly engage with NGOs, CSOs, Businesses, Development Partners, marginalized segment of the society, professional groups, labour associations, women network, media, and Major Group of Other Stakeholders.
- The government has completed a financing needs assessment for sector specific demand of resources in implementing SDGs. In order for supplementing its regular budget for SDGs implementation, the Government plans to explore innovative ways of financing through intense bilateral and multilateral engagements and putting additional focus on domestic resource mobilization. In the process, we will seek enhanced support from global partners including through South-South, North-South and Triangular Cooperation as well as financing windows like Green Climate fund.
- We are working towards developing a strategy on the role of private sector in implementing SDGs which will encourage private investment in public good.
- The Speaker of the Parliament has decided to form goal specific parliamentary sub committees to offer regular guidance to the government in implementing SDGs and also oversee the progress.
- The Ministries are working towards finding out gaps in the existing laws, rules, regulations and policies which may obstacle SDGs implementation. The idea is about aligning those with 2030 Agenda.
- We will strengthen the capacity of the NSO of Bangladesh, the BBS, to spearhead the process of coordination with other data generating agencies so that it can contribute more as the national repository for all kinds of disaggregated data including gender, age, income, and geographic location. The BBS will also establish an integrated framework for ensuring availability, authenticity and reliability of administrative data collected by different Ministries/ Agencies.
- Bangladesh plans to participate in all major initiatives in the region and beyond regarding SDGs implementation to learn from the experiences and best practises of other countries and stakeholders.
- In order for ensuring the wider participation of people in general in SDGs implementation, we will continue our efforts to popularize core philosophies of SDGs through massive awareness campaigns.



## 5.2 Conclusion

We have decided to participate in the VNR at the HLPF as part of our commitments to engage in the global process of sharing knowledge, experiences, and best practices as we have just kicked off the implementation of the ambitious 2030 Agenda in Bangladesh.

We expect that the HLPF platform will be instrumental in developing an effective mechanism for supporting our shared vision for overcoming the structural as well as the goal specific challenges that the 2030 Agenda offers.

This Report, the first of its kind in our national context, captures the progress of our journey towards the implementation of the 2030 Agenda during the last two years, identifies challenges, and informs our plans and strategies to move forward.

Bangladesh could start the SDGs implementation early as the preparatory phase of our 7<sup>th</sup> FYP coincided with the formulation process of the 2030 Agenda. In a mutually reinforcing way, this has offered us a tremendous opportunity to contribute substantively to the global document while also appropriately reflecting the SDGs priorities in our national plan.

As regards our progress, we have already completed SDGs Mapping outlining the specific responsibilities of Ministries/ Agencies. In addition, we have done Data Gap Analysis to identify the monitoring and evaluation challenges.

We are at the final stage of formulating the SDGs Action Plan to align the efforts of individual Ministries/ Agencies with the targets of the SDGs. Another exercise to find out the financing needs is under process. Together, all these documents will provide us a consolidated framework for the SDGs implementation.

The 7<sup>th</sup> FYP has laid down specific strategies and priorities for addressing Poverty (SDG 1), Hunger (SDG 2), Health (SDG 3), Education (SDG 4), Gender (SDG 5), Water and Sanitation (SDG 6), Power (SDG 7), Growth and Employment (SDG 8),

Infrastructure Development (SDG 9), Inequality (SDG 10), Urbanization (SDG 11), Environment and Climate Change (SDG 12, 13, 14 and 15) and Governance (SDG 16) in Bangladesh context.

In this report, we have examined the correlation between the 7<sup>th</sup> FYP and the 2030 Agenda with particular focus on the seven (7) Goals being considered under VNR 2017. Our analysis reveals that the two documents (i.e. 7<sup>th</sup> FYP and 2030 Agenda) are indeed well aligned.

This report also points out both structural and goal specific challenges for SDGs implementation. It has identified resource mobilization, stakeholders' engagements, data availability and management, localization of SDGs, and incorporating three dimensions of sustainability, i.e. social, economic and environmental protection in development activities as major structural level challenges. As we chart our future courses of actions, we have decided to have wide consultations among all relevant stakeholders to device ways and means to overcome these challenges.

In our way forward, we are keen to build on our experiences and lessons learned during the MDGs era and the first two years of SDGs implementation. We want to continue the momentum in our journey towards the SDGs.

The Government of Prime Minister Sheikh Hasina envisions transforming Bangladesh into a developed country by 2041. The 2030 Agenda fits quite well with this vision. We consider Agenda 2030 as an important guiding document enabling us to design our own development journey in a sustainable manner.

Indeed, the 2030 Agenda has ushered in a new era of global hopes and aspirations for inclusive development. We are aware that we may have to traverse through a rough terrain in fulfilling this ambitious agenda. We need to join our hands together and act collectively so that we can build a safe, peaceful, and prosperous world where no one will be left behind.



## *Chapter 6*

# **Statistical Annex**

## Annex-1: Data Availability Status of SDG 1: End poverty in all its forms everywhere

Target 1.1 By 2030, eradicate extreme poverty for all people everywhere, currently measured as people living on less than \$1.25 a day			
Indicators	Baseline Figure with sources	Milestone for 2030	Remarks
1.1.1 Proportion of population below the international poverty line, by sex, age, employment status and geographical location (urban/rural)	12.90% (WB, 2016 projection)	0%	IPL is now calculated as people living on less than \$1.90 a day by WB (PPP\$ of 2011)
Target 1.2: By 2030, reduce at least by half the proportion of men, women and children of all ages living in poverty in all its dimensions according to national definitions			
1.2.1 Proportion of population living below the national poverty line, by sex and age	UPL: Total- 24.3% LPL: Total-12.9%  (HIES, 2016, BBS)	UPL: <10% LPL: 0%	Sex and age based disaggregation will be done in the next round of HIES
1.2.2 Proportion of men, women and children of all ages living in poverty in all its dimensions according to national definitions	-	-	Nationally MPI will be generated based on country context.
Target 1.3: Implement nationally appropriate social protection systems and measures for all, including floors, and by 2030 achieve substantial coverage of the poor and the vulnerable			
1.3.1 Proportion of population covered by social protection floors/systems, by sex, distinguishing children, unemployed persons, older persons, persons with disabilities, pregnant women, new-borns, work-injury victims and the poor and the vulnerable	24.57% HH HIES (2010)	40% HH	Disaggregation will be possible based on the completion of ongoing NHD Census
Target 1.4: By 2030, ensure that all men and women, in particular the poor and the vulnerable, have equal rights to economic resources, as well as access to basic services, ownership and control over land and other forms of property, inheritance, natural resources, appropriate new technology and financial services, including micro finance			
1.4.1 Proportion of population living in households with access to basic services	-	-	Metadata yet to be finalized.

1.4.2 Proportion of total adult population with secure tenure rights to land, with legally recognized documentation and who perceive their rights to land as secure, by sex and by type of tenure	-	-	Metadata yet to be finalized.
Target 1.5: By 2030, build the resilience of the poor and those in vulnerable situations and reduce their exposure and vulnerability to climate-related extreme events and other economic, social and environmental shocks and Disasters			
1.5.1 Number of deaths, missing persons and directly affected persons attributed to disasters per 100,000 population	Affected Persons: 12,881 per 100,000 people in 2014 (ICCHL, 2015, BBS)	1500	Next round of ICCHL of BBS will cover (a) no of deaths (b) no of missing persons
1.5.2 Direct economic loss attributed to disasters in relation to global gross domestic product (GDP)	1.3% of Bangladesh's GDP in 2014 (ICCHL, 2015, BBS)	< 1.0% of GDP	
1.5.3 Number of countries that adopt and implement national disaster risk reduction strategies in line with the Sendai Framework for Disaster Risk Reduction 2015-2030	Disaster Management Act 2012, Disaster Management Policy 2012 in place.		Global Indicator
1.5.4 Proportion of local governments that adopt and implement local risk reduction strategies in line with national disaster risk reduction strategies			
<b>Target 1.a: Ensure significant mobilization of resources from a variety of sources, including through enhanced development cooperation, in order to provide adequate and predictable means for developing countries, in particular least developed countries, to implement programmes and policies to end poverty in all its dimensions</b>			
1.a.1 Proportion of domestically generated resources allocated by the government directly to poverty reduction programmes			Metadata yet to be finalized.
1.a.2 Proportion of total government spending on essential services (education, health and social protection)	Health: 5.1% Education: 13.7% SP: 15% (FD, FY 2014-15)	Health: 5% Education: 15% SP: 15%	
1.a.3 Sum of total grants and non-debt-creating inflows directly allocated to poverty reduction programmes as a proportion of GDP			Metadata yet to be finalized.
<b>Target 1.b: Create sound policy frameworks at the national, regional and international levels, based on pro-poor and gender-sensitive development strategies, to support accelerated investment in poverty eradication actions</b>			
1.b.1 Proportion of government recurrent and capital spending to sectors that disproportionately benefit women, the poor and vulnerable groups	-	-	Metadata yet to be finalized.

## Annex-2: Data Availability Status of SDG 2: End hunger, achieve food security and improved nutrition and promote sustainable agriculture

Target 2.1: By 2030, end hunger and ensure access by all people, in particular the poor and people in vulnerable situations, including infants, to safe, nutritious and sufficient food all year round			
Indicators	Baseline Figure with sources	Milestone for 2030	Remarks
2.1.1 Prevalence of undernourishment	16.4% (FAO, 2016)	<10%	BBS will generate data
2.1.2 Prevalence of moderate or severe food insecurity in the population, based on the Food Insecurity Experience Scale (FIES)	-	-	
Target 2.2: By 2030, end all forms of malnutrition, including achieving, by 2025, the internationally agreed targets on stunting and wasting in children under 5 years of age, and address the nutritional needs of adolescent girls, pregnant and lactating women and older persons			
2.2.1 Prevalence of stunting (height for age <-2 standard deviation from the median of the World Health Organization (WHO) Child Growth Standards) among children under 5 years of age	36.1% (BDHS-2014, NIPOORT)	12%	
2.2.2 Prevalence of malnutrition (weight for height >+2 or <-2 standard deviation from the median of the WHO Child Growth Standards) among children under 5 years of age, by type (wasting and overweight)	Wasting: 14.3% (BDHS 2014) Overweight: 1.6% (MICS, 2012-13)	Wasting: <5% Overweight: No increase	
Target 2.3: By 2030, double the agricultural productivity and incomes of small-scale food producers, in particular women, indigenous peoples, family farmers, pastoralists and fishers, including through secure and equal access to land, other productive resources and inputs, knowledge, financial services, markets and opportunities for value addition and non-farm employment			
2.3.1 Volume of production per labour unit by classes of farming/pastoral/forestry enterprise size	-	-	Metadata yet to be finalized
2.3.2 Average income of small-scale food producers, by sex and indigenous status	-	-	Metadata yet to be finalized
Target 2.4: By 2030, ensure sustainable food production systems and implement resilient agricultural practices that increase productivity and production, that help maintain ecosystems, that strengthen capacity for adaptation to climate change, extreme weather, drought, flooding and other disasters and that progressively improve land and soil quality			
2.4.1 Proportion of agricultural area under productive and sustainable agriculture	-	-	Metadata yet to be finalized
Target 2.5: By 2020, maintain the genetic diversity of seeds, cultivated plants and farmed and domesticated animals and their related wild species, including through soundly managed and diversified seed and plant banks at the national, regional and international levels, and promote access to and fair and equitable sharing of benefits arising from the utilization of genetic resources and associated traditional knowledge, as internationally agreed			

2.5.1 Number of plant and animal genetic resources for food and agriculture secured in either medium or long-term conservation facilities	BARI: 8,384 BRRI: 7,420 BINA: 1,700 BJRI: 6,012 BSRI: 1136 CDB: 520 BFRI: 260 (Fisheries) BFRI: 18,000 (Forests) BTRI: 475 BSRTI: 68 (MoA, 2015)	BARI: 12884 BRRI: 8581 BINA: 3300 BJRI: 6700 BSRI: 1500 CDB: 600 BFRI: 290 BFRI: 20000 BTRI: 700 BSRTI: 108	Metadata yet to be finalized
2.5.2 Proportion of local breeds classified as being at risk, not-at-risk or at unknown level of risk of extinction	No. of threatened crops: 47 No. of landraces crops: 35 (BARI, 2015) No. of risk fish: 17 (BFRI, 2015)		
Target 2.a: Increase investment, including through enhanced international cooperation, in rural infrastructure, agricultural research and extension services, technology development and plant and livestock gene banks in order to enhance agricultural productive capacity in developing countries, in particular least developed countries			
2.a.1 The agriculture orientation index for government expenditures	0.72 (FAO, 2013)	1.0	
2.a.2 Total official flows (official development assistance plus other official flows) to the agriculture sector	350 Million \$ (Constant, 2014), UNSC		
Target 2.b: Correct and prevent trade restrictions and distortions in world agricultural markets, including through the parallel elimination of all forms of agricultural export subsidies and all export measures with equivalent effect, in accordance with the mandate of the Doha Development Round			
2.b.1 Agricultural export subsidies	-	-	
Target 2.c: Adopt measures to ensure the proper functioning of food commodity markets and their derivatives and facilitate timely access to market information, including on food reserves, in order to help limit extreme food price volatility			
2.c.1 Indicator of food price anomalies	-	-	Metadata yet to be finalized

### Annex-3: Data Availability Status of SDG 3: Ensure healthy lives and promote well-being for all at all ages

Target 3.1: By 2030, reduce the global maternal mortality ratio to less than 70 per 100,000 live births			
Indicators	Baseline Figure with sources	Milestone for 2030	Remarks
3.1.1 Maternal mortality ratio	181 (SVRS, 2015); 176 (MMEIG-2015)	70	
3.1.2 Proportion of births attended by skilled health personnel	42.1 (BDHS, 2014) 43.5 (MICS, 2012-13);	80	
Target 3.2: By 2030, end preventable deaths of new-borns and children under 5 years of age, with all countries aiming to reduce neonatal mortality to at least as low as 12 per 1,000 live births and under-5 mortality to at least as low as 25 per 1,000 live births			
3.2.1 Under-five mortality rate	36 (SVRS, 2015); 37.6 (UNIAGC-ME-2015); 46 (BDHS, 2014);	25	
3.2.2 Neonatal mortality rate	20 (SVRS-2015); 23.3 (UNIAGC-ME-2015); 28 (BDHS-2014);	12	
Target 3.3: By 2030, end the epidemics of AIDS, tuberculosis, malaria and neglected tropical diseases and combat hepatitis, water-borne diseases and other communicable diseases			
3.3.1 Number of new HIV infections per 1,000 uninfected population, by sex, age and key populations	0.004 (2016); <0.01 (2015) (UNAIDS, 2016);	0.001	
3.3.2 Tuberculosis incidence per 1,000 population	2.27 (2014) (WHO, 2016); 4.04 per 1,000 (2015)	1.5	
3.3.3 Malaria incidence per 1,000 population	4.3 (2014) (MCP, 2015);	0	
3.3.4 Hepatitis B incidence per 100,000 population	546 (2014)	250	
3.3.5 Number of people requiring interventions against neglected tropical diseases	49,873,889 (2014) (WHO-2016);	35,000,000	



Target 3.4: By 2030, reduce by one third premature mortality from non-communicable diseases through prevention and treatment and promote mental health and well-being			
3.4.1 Mortality rate attributed to cardiovascular disease, cancer, diabetes or chronic respiratory disease (%)	17.5% (2012) (WHO 2016);	5.84	
3.4.2 Suicide mortality rate (per 100,000 population)	6.57 (2012) (WHO-2015);	2.19	
Target 3.5: Strengthen the prevention and treatment of substance abuse, including narcotic drug abuse and harmful use of alcohol			
3.5.1 Coverage of treatment interventions (pharmacological, psychosocial and rehabilitation and aftercare services) for substance use disorders	-	-	Metadata yet to be finalized.
3.5.2 Harmful use of alcohol, defined according to the national context as alcohol per capita consumption (aged 15 years and older) within a calendar year in litres of pure alcohol	0.2 (2015) (WHO-2016)	0.1	
Target 3.6: By 2020, halve the number of global deaths and injuries from road traffic accidents			
3.6.1 Death rate due to road traffic injuries (per 100,000 population)	1.49 (BP, 2015) 13.6 (2013) (WHO-2016)	1.0	
Target 3.7: By 2030, ensure universal access to sexual and reproductive health-care services, including for family planning, information and education, and the integration of reproductive health into national strategies and programmes			
3.7.1 Proportion of women of reproductive age (aged 15-49 years) who have their need for family planning satisfied with modern methods	72.6% (2014) (BDHS-2014)	100%	
3.7.2 Adolescent birth rate (aged 10-14 years; aged 15-19 years) per 1,000 women in that age group	75 (SVRS, 2015); 83 (MICS 2012-13); 113 (BDHS 2014)	40	
Target 3.8: Achieve universal health coverage, including financial risk protection, access to quality essential health-care services and access to safe, effective, quality and affordable essential medicines and vaccines for all			
3.8.1 Coverage of essential health services (defined as the average coverage of essential services based on tracer interventions that include reproductive, maternal, new-born and child health, infectious diseases, non-communicable diseases and service capacity and access, among the general and the most disadvantaged population)	-	-	Metadata yet to be finalized.
3.8.2 Number of people covered by health insurance or a public health system per 1,000 population	-	-	Metadata yet to be finalized.
Target 3.9: By 2030, substantially reduce the number of deaths and illnesses from hazardous chemicals and air, water and soil pollution and contamination			

3.9.1 Mortality rate attributed to household and ambient air pollution (per 100,000 population)	68.2 (2012) WHO	55	
3.9.2 Mortality rate attributed to unsafe water, unsafe sanitation and lack of hygiene (exposure to unsafe Water, Sanitation and Hygiene for All (WASH) services) (per 100,000 population)	5.96 (WHO 2016)	4.5	
3.9.3 Mortality rate attributed to unintentional poisoning (per 100,000 population)	5.72 (WHO 2016)	4.0	
Target 3.a: Strengthen the implementation of the World Health Organization Framework Convention on Tobacco Control in all countries, as appropriate			
3.a.1 Age-standardized prevalence of current tobacco use among persons aged 15 years and older	43.3% (2009) Female: 29, Male: 58 (WHO, 2015)	25%	
Target 3.b: Support the research and development of vaccines and medicines for the communicable and no communicable diseases that primarily affect developing countries, provide access to affordable essential medicines and vaccines, in accordance with the Doha Declaration on the TRIPS Agreement and Public Health, which affirms the right of developing countries to use to the full the provisions in the Agreement on Trade Related Aspects of Intellectual Property Rights regarding flexibilities to protect public health, and, in particular, provide access to medicines for all			
3.b.1 Proportion of the target population covered by all vaccines included in their national programme	All vaccines coverage: 78%		
(BDHS 2014)	100%	Metadata yet to be finalized.	
3.b.2 Total net official development assistance to medical research and basic health sectors	162 Million US\$ (Constant), UNSC		
3.b.3 Proportion of health facilities that have a core set of relevant essential medicines available and affordable on a sustainable basis			Metadata yet to be finalized.
Target 3.c: Substantially increase health financing and the recruitment, development, training and retention of the health workforce in developing countries, especially in least developed countries and small island developing States			
3.c.1 Health worker density and distribution (per 10,000 population)	7.4 (2016) WHO	10	
Target 3.d: Strengthen the capacity of all countries, in particular developing countries, for early warning, risk reduction and management of national and global health risks			
3.d.1 International Health Regulations (IHR) capacity and health emergency preparedness	87.5 (WHO 2016)	100	IHR core capacity index

## Annex-4: Data Availability Status of SDG 5: Achieve gender equality and empower all women and girls

Target 5.1: End all forms of discrimination against all women and girls everywhere			
Indicators	Baseline Figure with sources	Milestone for 2030	Remarks
5.1.1 Whether or not legal frameworks are in place to promote, enforce and monitor equality and non discrimination on the basis of sex	-	-	Metadata yet to be finalized.
Target 5.2: Eliminate all forms of violence against all women and girls in the public and private spheres, including trafficking and sexual and other types of exploitation			
5.2.1 Proportion of ever-partnered women and girls aged 15 years and older subjected to physical, sexual or psychological violence by a current or former intimate partner in the previous 12 months, by form of violence and by age	54.7% (VAW Survey, BBS, 2015)	0%	
5.2.2 Proportion of women and girls aged 15 years and older subjected to sexual violence by persons other than an intimate partner in the previous 12 months, by age and place of occurrence	(VAW Survey, BBS, 2015)	0%	
Target 5.3: Eliminate all harmful practices, such as child, early and forced marriage and female genital mutilation			
5.3.1 Proportion of women aged 20-24 years who were married or in a union before age 15 and before age 18	Before 18: 58.6% (BDHS 2014) Before 15: 23.8% (MICS, 2012-13)	Before 18: 10% Before 15: 0%	Completely child marriage free Bangladesh by 2041
5.3.2 Proportion of girls and women aged 15-49 years who have undergone female genital mutilation/cutting, by age	Not Relevant to Bangladesh		
Target 5.4: Recognize and value unpaid care and domestic work through the provision of public services, infrastructure and social protection policies and the promotion of shared responsibility within the household and the family as nationally appropriate			
5.4.1 Proportion of time spent on unpaid domestic and care work, by sex, age and location	Female: 25.8% Male: 5% (TUS, 2012, BBS)	Female: 20% Male: 10%	
Target 5.5: Ensure women's full and effective participation and equal opportunities for leadership at all levels of decision-making in political, economic and public life			
5.5.1 Proportion of seats held by women in (a) national parliaments and (b) local governments	(a) 20% (2014) (b)	(a) 40% (b)	Metadata yet to be finalized.
5.5.2 Proportion of women in managerial positions	21% (MoPA, 2014)	33%	The figure is only for public sector
Target 5.6: Ensure universal access to sexual and reproductive health and reproductive rights as agreed, in accordance with the Programme of Action of the International Conference on Population and Development and the Beijing Platform for Action and the outcome documents of their review conferences			

5.6.1 Proportion of women aged 15-49 years who make their own informed decisions regarding sexual relations, contraceptive use and reproductive health care	(a) 14% (b) 67% (c) ANC: 65% (BDHS, 2014)		Next round BDHS report will clarify the findings
5.6.2 Number of countries with laws and regulations that guarantee full and equal access to women and men aged 15 years and older to sexual and reproductive health care, information and education	-	-	<ul style="list-style-type: none"> <li>• Global indicator</li> <li>• Metadata yet to be finalized.</li> </ul>
Target 5.a: Undertake reforms to give women equal rights to economic resources, as well as access to ownership and control over land and other forms of property, financial services, inheritance and natural resources, in accordance with national laws			
5.a.1 (a) Proportion of total agricultural population with ownership or secure rights over agricultural land, by sex; and (b) share of women among owners or rights-bearers of agricultural land, by type of tenure	-	-	Metadata yet to be finalized.
5.a.2 Proportion of countries where the legal framework (including customary law) guarantees women's equal rights to land ownership and/or control	-	-	
Target 5.b: Enhance the use of enabling technology, in particular information and communications technology, to promote the empowerment of women			
5.b.1 Proportion of individuals who own a mobile telephone, by sex	Both sex: 79.76% (BTRC, 2015)	100%	85.9% HH has at least one mobile (MICS 2012-13); 88.5% HH (BDHS, 2014)
Target 5.c: Adopt and strengthen sound policies and enforceable legislation for the promotion of gender equality and the empowerment of all women and girls at all levels			
5.c.1 Proportion of countries with systems to track and make public allocations for gender equality and women's empowerment	-	-	<ul style="list-style-type: none"> <li>• Global indicator</li> <li>• Metadata yet to be finalized.</li> </ul>

## Annex-5: Data Availability Status of SDG 9: Build resilient infrastructure, promote inclusive and sustainable industrialization and foster innovation

Target 9.1: Develop quality, reliable, sustainable and resilient infrastructure, including regional and trans border infrastructure, to support economic development and human well-being with a focus on affordable and equitable access for all			
Indicators	Baseline Figure with sources	Milestone for 2030	Remarks
9.1.1 Proportion of the rural population who live within 2 km of an all-season road	-	-	Metadata yet to be finalized.
9.1.2 Passenger and freight volumes, by mode of transport	-	-	
Target 9.2: Promote inclusive and sustainable industrialization and, by 2030, significantly raise industry's share of employment and gross domestic product, in line with national circumstances, and double its share in least developed countries			
9.2.1 Manufacturing value added as a proportion of GDP and per capita	17.8% (BBS, 2015)	35%	
9.2.2 Manufacturing employment as a proportion of total employment	14% (LFS-2015-16, BBS)	25%	
Target 9.3: Increase the access of small-scale industrial and other enterprises, in particular in developing countries, to financial services, including affordable credit, and their integration into value chains and markets			
9.3.1 Proportion of small-scale industries in total industry value added	-	-	Metadata yet to be finalized.
9.3.2 Proportion of small-scale industries with a loan or line of credit	-	-	Metadata yet to be finalized.
Target 9.4: By 2030, upgrade infrastructure and retrofit industries to make them sustainable, with increased resource-use efficiency and greater adoption of clean and environmentally sound technologies and industrial processes, with all countries taking action in accordance with their respective capabilities			
9.4.1 CO2 emission per unit of value added	-	-	
Target 9.5: Enhance scientific research, upgrade the technological capabilities of industrial sectors in all countries, in particular developing countries, including, by 2030, encouraging innovation and substantially increasing the number of research and development workers per 1 million people and public and private research and development spending			
9.5.1 Research and development expenditure as a proportion of GDP	0.3% (2015)	1%	
9.5.2 Researchers (in full-time equivalent) per million inhabitants	-	-	
Target 9.a: Facilitate sustainable and resilient infrastructure development in developing countries through enhanced financial, technological and technical support to African countries, least developed countries, landlocked developing countries and small island developing States			



9.a.1 Total official international support (official development assistance plus other official flows) to infrastructure	-	-	
Target 9.b: Support domestic technology development, research and innovation in developing countries, including by ensuring a conducive policy environment for, inter alia, industrial diversification and value addition to commodities			
9.b.1 Proportion of medium and high-tech industry value added in total value added	-	-	
Target 9.c: Significantly increase access to information and communications technology and strive to provide universal and affordable access to the Internet in least developed countries by 2020			
9.c.1 Proportion of population covered by a mobile network, by technology	88.5% HH (BDHS, 2014)	95%	

## Annex-6: Data Availability Status of SDG 14: Conserve and sustainably use the oceans, seas and marine resources for sustainable development

Target 14.1: By 2025, prevent and significantly reduce marine pollution of all kinds, in particular from land-based activities, including marine debris and nutrient pollution			
Indicators	Baseline Figure with sources	Milestone for 2030	Remarks
14.1.1 Index of coastal eutrophication and floating plastic debris density	-	-	Metadata yet to be finalized.
Target 14.2: By 2020, sustainably manage and protect marine and coastal ecosystems to avoid significant adverse impacts, including by strengthening their resilience, and take action for their restoration in order to achieve healthy and productive oceans			
14.2.1 Proportion of national exclusive economic zones managed using ecosystem-based approaches	-	-	Metadata yet to be finalized.
Target 14.3: Minimize and address the impacts of ocean acidification, including through enhanced scientific cooperation at all levels			
14.3.1 Average marine acidity (pH) measured at agreed suite of representative sampling stations	-	-	Metadata yet to be finalized.
Target 14.4: By 2020, effectively regulate harvesting and end overfishing, illegal, unreported and unregulated fishing and destructive fishing practices and implement science-based management plans, in order to restore fish stocks in the shortest time feasible, at least to levels that can produce maximum sustainable yield as determined by their biological characteristics			
14.4.1 Proportion of fish stocks within biologically sustainable levels			
Target 14.5: By 2020, conserve at least 10 per cent of coastal and marine areas, consistent with national and international law and based on the best available scientific information			
14.5.1 Coverage of protected areas in relation to marine areas	(a) coastal: 1.22 (2013-14) (b) Marine: 0.00 (2013-14)	a) 7.00 b) 2.50	
Target 14.6: By 2020, prohibit certain forms of fisheries subsidies which contribute to overcapacity and overfishing, eliminate subsidies that contribute to illegal, unreported and unregulated fishing and refrain from introducing new such subsidies, recognizing that appropriate and effective special and differential treatment for developing and least developed countries should be an integral part of the World Trade Organization fisheries subsidies negotiation* (*Taking into account ongoing World Trade Organization negotiations, the Doha Development Agenda and the Hong Kong ministerial mandate.)			
14.6.1 Progress by countries in the degree of implementation of international instruments aiming to combat illegal, unreported and unregulated fishing	-	-	Metadata yet to be finalized.
Target 14.7: By 2030, increase the economic benefits to Small Island developing States and least developed countries from the sustainable use of marine resources, including through sustainable management of fisheries, aquaculture and tourism			

14.7.1 Sustainable fisheries as a proportion of GDP in small island developing States, least developed countries and all countries	3.69% (2014-15)	4.00%	Metadata yet to be finalized.
Target 14.a: Increase scientific knowledge, develop research capacity and transfer marine technology, taking into account the Intergovernmental Oceanographic Commission Criteria and Guidelines on the Transfer of Marine Technology, in order to improve ocean health and to enhance the contribution of marine biodiversity to the development of developing countries, in particular small island developing States and least developed countries			
14.a.1 Proportion of total research budget allocated to research in the field of marine technology	-	-	Metadata yet to be finalized.
Target 14.b: Provide access for small-scale artisanal fishers to marine resources and markets			
14.b.1 Progress by countries in the degree of application of a legal/regulatory/policy/institutional framework which recognizes and protects access rights for small-scale fisheries			Metadata yet to be finalized.
Target 14.c: Enhance the conservation and sustainable use of oceans and their resources by implementing international law as reflected in UNCLOS, which provides the legal framework for the conservation and sustainable use of oceans and their resources, as recalled in paragraph 158 of "The Future We Want"			
14.c.1 Number of countries making progress in ratifying, accepting and implementing through legal, policy and institutional frameworks, ocean-related instruments that implement international law, as reflected in the United Nations Convention on the Law of the Sea, for the conservation and sustainable use of the oceans and their resources	Standard A4.5 (2) and (10) has been established		Metadata yet to be finalized.



## Annex-7: Data Availability Status of SDG 17: Strengthen the means of implementation and revitalize the global partnership for sustainable development

Finance			
Target 17.1: Strengthen domestic resource mobilization, including through international support to developing countries, to improve domestic capacity for tax and other revenue collection			
Indicators	Baseline Figure with sources	Milestone for 2030	Remarks
17.1.1 Total government revenue as a proportion of GDP, by source	9.98% (2015-16) (NBR Tax:8.44%; Non-NBR Tax: 0.33%; Tax Revenue: 8.77%; Non-tax Revenue: 1.22%)	18%	
17.1.2 Proportion of domestic budget funded by domestic taxes	63.70% (2015-16)	70%	
Target 17.2: Developed countries to implement fully their official development assistance commitments, including the commitment by many developed countries to achieve the target of 0.7 per cent of ODA/GNI to developing countries and 0.15 to 0.20 per cent of ODA/GNI to least developed countries; ODA providers are encouraged to consider setting a target to provide at least 0.20 per cent of ODA/GNI to least developed countries			
17.2.1 Net official development assistance, total and to least developed countries, as a proportion of the Organization for Economic Cooperation and Development (OECD) Development Assistance Committee donors' gross national income (GNI)			
Target 17.3: Mobilize additional financial resources for developing countries from multiple sources			
17.3.1 Foreign direct investments (FDI), official development assistance and South-South Cooperation as a proportion of total domestic budget	(a) FDI: 5.97% (b) ODA: 11.32% (FY 2015-16)	(a) FDI: 14% (b) ODA: 10%	SSC data is not available
17.3.2 Volume of remittances (in United States dollars) as a proportion of total GDP	7.85% (FY 2014-15)		
Target 17.4: Assist developing countries in attaining long-term debt sustainability through coordinated policies aimed at fostering debt financing, debt relief and debt restructuring, as appropriate, and address the external debt of highly indebted poor countries to reduce debt distress			
17.4.1 Debt service as a proportion of exports of goods and services	5.12% (ERD,2015)	5.56%	
Target 17.5: Adopt and implement investment promotion regimes for least developed countries			

17.5.1 Number of countries that adopt and implement investment promotion regimes for least developed countries	-	-	Metadata yet to be finalized.
<b>Technology</b>			
Target 17.6: Enhance North-South, South-South and triangular regional and international cooperation on and access to science, technology and innovation and enhance knowledge sharing on mutually agreed terms, including through improved coordination among existing mechanisms, in particular at the United Nations level, and through a global technology facilitation mechanism			
17.6.1 Number of science and/or technology cooperation agreements and programmes between countries, by type of cooperation	-	-	Metadata yet to be finalized.
-			
17.6.2 Fixed Internet broadband subscriptions per 100 inhabitants, by speed	28.24 (BTRC, 2015)	63.52	
Target 17.7: Promote the development, transfer, dissemination and diffusion of environmentally sound technologies to developing countries on favourable terms, including on concessional and preferential terms, as mutually agreed			
17.7.1 Total amount of approved funding for developing countries to promote the development, transfer, dissemination and diffusion of environmentally sound technologies	-	-	Metadata yet to be finalized.
Target 17.8: Fully operationalize the technology bank and science, technology and innovation capacity-building mechanism for least developed countries by 2017 and enhance the use of enabling technology, in particular information and communications technology			
17.8.1 Proportion of individuals using the Internet	30.39% (BTRC, 2015)	90%	
<b>Capacity-building</b>			
Target 17.9: Enhance international support for implementing effective and targeted capacity-building in developing countries to support national plans to implement all the sustainable development goals, including through North-South, South-South and triangular cooperation			
17.9.1 Dollar value of financial and technical assistance (including through North-South, South-South and triangular cooperation) committed to developing countries			
<b>Trade</b>			
Target 17.10: Promote a universal, rules-based, open, non-discriminatory and equitable multilateral trading system under the World Trade Organization, including through the conclusion of negotiations under its Doha Development Agenda			
17.10.1 Worldwide weighted tariff-average			
Target 17.11: Significantly increase the exports of developing countries, in particular with a view to doubling the least developed countries' share of global exports by 2020			
17.11.1 Developing countries' and least developed countries' share of global exports			



Target 17.12: Realize timely implementation of duty-free and quota-free market access on a lasting basis for all least developed countries, consistent with World Trade Organization decisions, including by ensuring that preferential rules of origin applicable to imports from least developed countries are transparent and simple, and contribute to facilitating market access			
17.12.1 Average tariffs faced by developing countries, least developed countries and small island developing States			
<b>Systemic issues</b>			
Policy and institutional coherence			
Target 17.13: Enhance global macroeconomic stability, including through policy coordination and policy coherence			
17.13.1 Macroeconomic Dashboard	-	-	
Target 17.14: Enhance policy coherence for sustainable development			
17.14.1 Number of countries with mechanisms in place to enhance policy coherence of sustainable development	-	-	Metadata yet to be finalized.
Target 17.15: Respect each country's policy space and leadership to establish and implement policies for poverty eradication and sustainable development			
17.15.1 Extent of use of country-owned results frameworks and planning tools by providers of development cooperation			7th FYP has a Development Result Framework
<b>Multi-stakeholder partnerships</b>			
Target 17.16: Enhance the global partnership for sustainable development, complemented by multi-stakeholder partnerships that mobilize and share knowledge, expertise, technology and financial resources, to support the achievement of the sustainable development goals in all countries, in particular developing countries			
17.16.1 Number of countries reporting progress in multi-stakeholder development effectiveness monitoring frameworks that support the achievement of the sustainable development goals	-	-	Global Indicator
Target 17.17: Encourage and promote effective public, public-private and civil society partnerships, building on the experience and resourcing strategies of partnerships			
17.17.1 Amount of United States dollars committed to public-private and civil society partnerships	-	-	Metadata yet to be finalized.
<b>Data, monitoring and accountability</b>			
Target 17.18: By 2020, enhance capacity-building support to developing countries, including for least developed countries and small island developing States, to increase significantly the availability of high-quality, timely and reliable data disaggregated by income, gender, age, race, ethnicity, migratory status, disability, geographic location and other characteristics relevant in national contexts			
17.18.1 Proportion of sustainable development indicators produced at the national level with full disaggregation when relevant to the target, in accordance with the Fundamental Principles of Official Statistics	28% (2015)	90%	
17.18.2 Number of countries that have national statistical legislation that complies with the Fundamental Principles of Official Statistics	-	-	Metadata yet to be finalized.



17.18.3 Number of countries with a national statistical plan that is fully funded and under implementation, by source of funding	-	-	Global Indicator
Target 17.19: By 2030, build on existing initiatives to develop measurements of progress on sustainable development that complement gross domestic product, and support statistical capacity-building in developing countries			
17.19.1 Dollar value of all resources made available to strengthen statistical capacity in developing countries			
17.19.2 Proportion of countries that (a) have conducted at least one population and housing census in the last 10 years; and (b) have achieved 100% birth registration and 80% death registration	(a) BBS conducts P&HC in every 10 years (b) National: 37%; Urban: 42.9% Rural: 35.5% (MICS 2012-13) (c) -	(a) Next P&HC will be held in 2021 (b) 100% (c) 80%	Global Indicator

## Appendix

### Special initiatives of Bangladesh on 'leaving no one behind', 'access to information' and 'tracking SDGs'

#### Persons with Disability

Bangladesh has made significant progress in addressing rights of persons with disability that helps ensuring Leaving No One Behind. The promise of Digital Bangladesh has opened a new arena which have been making disability inclusive e-service, webs, and other ICT-based services. Government has been encouraging and promoting a culture of innovation in ensuring the rights of persons with disability. Bangladesh is one of the countries who signed the United Nations Convention on Rights of Persons with Disability (UNCRPD). In favour of persons with disabilities the government has enacted two laws; Rights and Protection of Persons with disabilities Act 2013 and Neuro-development Trust Act 2013.

With regard to SDG 1, the initiatives taken by the Government include: a) Small Loan facilities for persons with disabilities with 5% service charge by Department of Social Services; b) Allowances for insolvent persons with disabilities; c) Children with disabilities avail pension facilities after death of parents holding govt. job; d) Persons with disabilities can avail benefit of Government Family Saving Certificate; e) Support including stipend for students with disabilities, training and rehabilitation services for persons with disabilities, education for autism and intellectual disabilities, hearing impaired and visually impaired etc.

Regarding SDG 2, people with disabilities are able to purchase 10 Taka per kilo rice through the government scheme.

In line with SDG 3, people with disability are brought to the coverage of health care facilities. The initiatives are: physiotherapy, occupational therapy, speech and language therapy, counselling services through 103 Disability Support and Service Centres in 64 districts; assistive devices at free of cost for persons with disabilities; therapy services through 32 mobile vehicles; identification, assessment, therapy, counselling, referral services for autistic children through Autism Resource Centre; awareness raising and training program for prevention of disabilities; priority basis health services to persons with disabilities in the community clinics; forming Child Development Centres in government medical hospitals; establishing institute of Paediatric Neuro Disorder and Autism; cochlear implant for hearing

impaired; mental health services through National Institute of Mental Health etc.

In terms of SDG 5, residential facilities for job seekers and working women with disabilities; Schools and separate hostels for intellectual, hearing impaired, visually impaired and autistic children; and residential facilities for victim women with disabilities have been established. Also, disability issue has been included in the Bangladesh National Building Code 2015 (Draft), Dhaka Building Construction Act 2008, National Industrial Policy 2016, Bangladesh Industrial Design Act 2016 (Draft), National Web Accessibility standard 2016 (draft) which are relevant to SDGs 9.

#### Digital Financial Services: Ensuring Leaving No One Behind

##### Expanding Financial Services

Bangladesh has made significant progress in expanding financial services across the country even in the remote, rural, and hard to reach areas. Key institutions like Bangladesh Bank - the country's central bank - have been empowered to take revolutionary steps in enhancing financial inclusion by making banking accessible to the general people through mobile financial services and special accounts. For example, the unbanked population of the country – including farmers, the hard-core poor, freedom fighters, people affected by natural disasters and beneficiaries under social safety net programs – can now open a bank account by depositing just 10 takas (around 13 cents).

##### Access to Financial Services

Supported by the government's forward-looking Digital Bangladesh agenda, a number of financial service providers have brought great efficiency in transferring money through mobile banking accounts. Bangladesh now has 51 million registered mobile banking clients. A study by the Institute of Microfinance in Bangladesh revealed that 77% of its population have accounts, while only 37% have access to financial services. Fifty-four percent have access to credit (including

microcredit), and only 8% have access to formal credit. Slightly more than a half of the population (57%) have access to savings instruments; half of them use formal savings, while others use informal savings.

### Financial Services Initiatives

To ensuring access to financial services, various initiatives have been implementing among citizens especially disadvantaged, poor and rural people. As part of the digital financial services, ongoing and planned initiatives are;

- **Digital Agent Banking,** Full-Service Banking with Savings, ensure full service banking with a particular focus on savings at the grassroots through the 5,000+ Digital Centres situated at the local government institutions which have decentralized service delivery to the doorsteps of the people.
- **Digitized Payments** include digital government-to-person (G2P) payments, digital person-to-government (P2G) and business-to-government (B2G) payments, digital person-to-person (P2P) and person-to-business (P2B) payments, and rural e-Commerce to expand the current urban phenomenon to the rural areas.
- **Small loans and micro-insurance,** in partnership with banks, post offices and insurance service providers, new loan and insurance products (e.g. life insurance, health insurance, crop insurance, etc.) are to design and provide the poor with access to proper risk management tools and reduce their vulnerability of falling back into poverty.
- **Enabling Environment and Awareness** consists of massive financial literacy campaign, and supportive policies under the Digital Bangladesh agenda of the government.

### Ensuring Information and Services at Citizens' Doorsteps

To decentralize the delivery of public services and take them to the doorsteps of millions of underserved citizens, the Access to Information (a2i) Programme of the Prime Minister's Office -- established 4,500+ one-stop information and service delivery outlets known as Union Digital Centres (UDCs) in all Union Councils, the lowest tier of the local government.

UDCs ensure that the underserved, such as rural

women, people with disabilities and the elderly – regardless of their literacy and ICT literacy - can access vital information and services. A typical UDC is about 4 km from the average rural citizen's home, whereas a government sub-district office is about 20 km and a district office is over 35 km. These one-stop service centres are essentially micro-enterprises run by 'citizen entrepreneurs' – 1 male and 1 female. They leverage modern technology to provide citizens, both free and fee-based access to public services (land records, birth registration, telemedicine, passport and overseas job application as well as application to various other government services) and private services (mobile financial services, insurance, various types of computer and vocational training, etc.).

The UDCs represent a novel approach to strengthen local government. By bringing in the private sector - in the form of the entrepreneurs and numerous agreements with corporate entities – the UDC model adopted a very citizen-centric, bottom-up strategy. Thus, instead of making it relevant to the government alone, market relevance and sensitivity to citizens' demands were embedded into the model. In 2014, Digital Centre received International WSIS Award in Service at Citizens' Doorsteps Category.

A total number of 5,286 Digital Centres have been established all over the country out of which 4,554 Digital centres are operating in Union Parishads, 325 in Municipalities and 407 in City Corporations. These are being run by 10,572 entrepreneurs - half of whom are women.

- 112 types of public and private services available
- 278 million services have been provided
- Over BDT 2.57 billion in earnings
- 75 million online birth registrations
- 30,207 Bank Account have been opened
- BDT 784.49 million transactions through Banking Channel
- Over BDT 64.01 million remittance service
- Over BDT 26.28 million Online application for passport
- Agent banking services are provided from 1200 digital centres
- 50,174 clients received digital commerce services
- 396,000 People living in rural areas received life insurance services
- 4.65 million Mobile banking transactions carried out.

## SDG Tracker: Monitoring Bangladesh's Progress on SDGs

It is well understood that an effective, widely used, comprehensive SDGs monitoring framework will provide essential support to achieve the SDGs.

Bangladesh has designed **SDG Tracker**, an innovative tool that will help measuring the achievement in attaining SDGs. Thus, SDG tracker will provide status of Bangladesh's progress on SDGs over the period of time.

The Access to Information (a2i) Programme of the Prime Minister's Office, with technical support from UNDP and USAID—in collaboration with General Economics Division (GED) of Planning Commission, Bangladesh Bureau of Statistics and other government and private stakeholders, designed and developed SDG Tracker to:

- Create a data repository for monitoring the implementation of the SDGs and other national development goals
- Facilitate the tracking of progress against each goal and target through multiple visualization schemes
- Improve situation analysis and performance monitoring
- Create an environment of healthy competition among various organizations in terms of achieving the SDGs
- Enable predictive analysis for achieving the goals within the set time-frame

Two major components of SDG Tracker are SDG Portal and Dashboard:

**1) SDG Portal** enables policy makers, government agencies, private sector, Civil Society Organizations, International organizations, academia, researchers and the citizens to track year on year progress against each target and to create required visualizations.

**2) SDG Dashboards** facilitate individual Ministries/Divisions and Agencies to consolidate available data for each SDGs and compare it visually against performance thresholds. The resulting dashboards highlight areas where a Ministry needs to make the greatest progress towards achieving the Goals by 2030.

Most success in attaining the SDGs will rest, in part, on how well efforts can be guided and where resources are directed. For the Government to plan and monitor the impact of its policies, it must be able to benchmark data and see year on year progress. Bangladesh's commendable achievement in implementing MDGs has poised Bangladesh to do better in achieving the SDGs.

The government of Bangladesh is committed to sustain the momentum of MDGs achievement and lead by example again in case of SDGs. National plans and actions are also directed towards this commitment. It is highly expected that the SDG Tracker ([www.sdg.gov.bd](http://www.sdg.gov.bd)) will support to drive these actions in the right direction.

